



# Parts Book

## Generator Diesel Engine

### **P158LE**

EAZOA / B / C

EAZOF / G

### **P180LE**

EASOA / B / C

EASOD / E

### **P222LE**

EAYOA / B / C

EAYOD / E

# FOREWORD

●This parts list is shown the equipment components parts of 『DOOSAN Generator Diesel Engine P158LE, P180LE, P222LE』.

## 1. HOW TO ORDER PARTS

When ordering parts, please specify the following items as shown in the following example.

- Ex. 1) Model of Machine : P158LE    — Shown on cylinder block  
 2) Machine Serial No. : EAZO\*500001 『\*』mark means all suffix within an engine  
 3) Part No. : 65.02501-0702 (i.e : EAZOA/B/C.....etc.)  
 4) Description : Piston  
 5) Q'ty : 8  
 6) Purchaser's Name and Address:

## 2. HOW TO USE THIS PARTS LIST

- Key No. : Key No. Shows the referring number of illustration.  
 Parts No. : Part No. is it's own number.  
 Description : Part name. There is printed information such as size, specification with the part name or not. Components parts of one assembling part are shown with 『·』 mark and shown below of an assembling part. Also, if the components parts marked 『·』 consist of further components parts, these further component parts are with 『· ·』  
 Q'ty : "Q'ty" shows the quantity used for one machine, however "Q'ty" of component parts shows the quantity used for one assembling part.  
**EAZO\*** : P158LE DOOSAN DIESEL GENERATOR ENGINE  
**EASO\*** : P180LE DOOSAN DIESEL GENERATOR ENGINE  
**EAYO\*** : P222LE DOOSAN DIESEL GENERATOR ENGINE  
 S.C : Abbreviation is service code of parts has its own meaning as shown below.  
**B** : The parts with this abbreviation show that they require some work on them before installing in the machine.  
**D** : The part with this abbreviation is a component of an assembling part and is not available independently. The assembling part containing this part should be orderd.  
**R** : The part with this abbreviation shows that the quantity of the part is changed depending on the machine, such as an adjusting shim etc.  
**S** : This part is specially provided as a service part, which was not provided in the machine before shipping from the factory.  
**G** : This part needs special care(grade control) to perform the maintenance job. Before order, the grade of the paart should be confirmed(It should be same with the grade of matching part.)  
**OP** : Optional parts.  
**EX** : Specific design parts.  
**OS** : Over-sized parts.  
**US** : Under-sized parts.  
 (Part with abbreviation "OS" or "US" is described on the line below the standard sized part).  
 \* : The part with this abbreviation is not supplied for A/S.  
 I C A : ICA shows the interchangeability between the original and the improved parts. The improved part shows below the original part and with same key No. (key No.shows by 『-』.)  
 Abbreviations used in this column are as follows ;  
**Y** : This part with "Y" in the ICA column can be used original and improved part.  
**O** : This part with "O" in the ICA column can not use improved part, use only this part.  
**C** : This part with "C" in the ICA column can be used instead of improved part but not vice versa.  
**N** : This part with "N" in the ICA column can not use interchange, use only part of Serial No.  
 Serial No. : Serial No. shows the machine serial number which the parts were applied. Parts without any applicable serial number are used in every machine.

- When repairing, it is recommended to use our standard parts.
- Researching the parts from Part No., see the Parts Index in finish of this parts list.
- Parts may be altered in a constant effort to improve machines. Then, it is recommended that customers contact our after service center.

Apr. 2005.

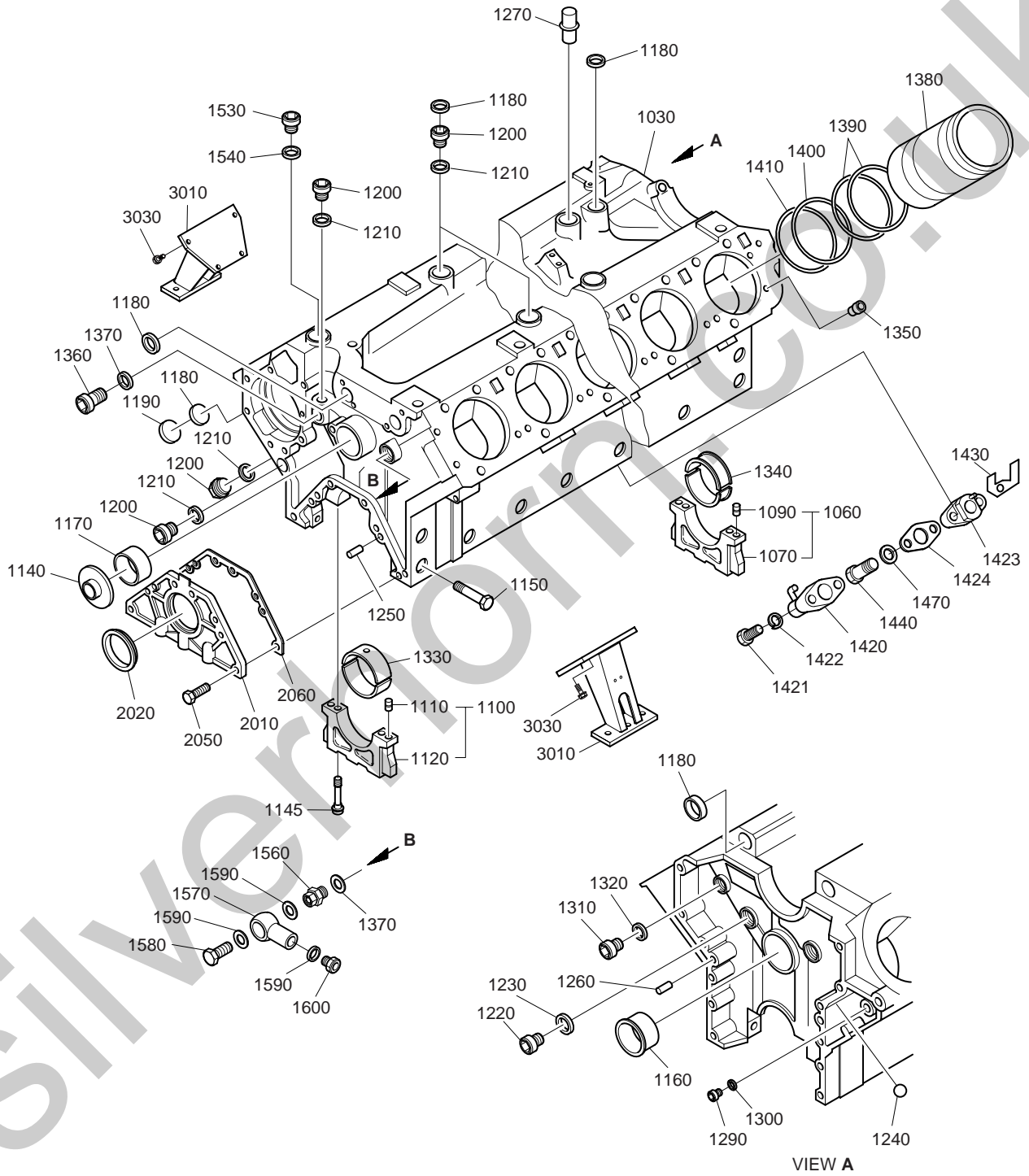
# CONTENTS

Fig. 011	Cylinder Block(1)	2
012	Cylinder Block(2)	6
013	Cylinder Block(3)	10
014	Flywheel Housing	14
015	Breather Filter	16
020	Crank Shaft	18
021	Piston	20
030	Cylinder Head	22
031	Cam Shaft	24
040	Oil Pump(1)	26
041	Oil Pump(2)	28
043	Oil Filter	30
044	Oil Cooler(1)	32
045	Oil Cooler(2)	34
046	Oil Pipe(Turbo Charger)(1)	36
047	Oil Pipe(Turbo Charger)(2)	38
048	Oil Pan(1)	40
049	Oil Pan(2)	42
050	Oil Pan(3)	44
051	Cooling Water Pipe	46
056	Cooling Fan & Mounting	48
081	Exhaust Manifold(1)	50
082	Exhaust Manifold(2)	52
083	Exhaust Manifold(3)	54
084	Intake Manifold(1)	56
085	Intake Manifold(2)	58
086	Intake Manifold(3)	60

Fig. 087	Turbo Charger .....	62
100	Nozzle & Holder .....	64
101	Fuel Injection Pipe(1) .....	66
102	Fuel Injection Pipe(2) .....	68
103	Fuel Injection Pipe(3) .....	70
104	Fuel Injection Pump(1) .....	72
105	Fuel Injection Pump(2) .....	74
107	Fuel Hose(1) .....	78
108	Fuel Hose(2) .....	80
109	Fuel Filter .....	82
140	Alternator & Drive .....	84
150	Engine Lifting Hook .....	86
260	Starter .....	88

● Index

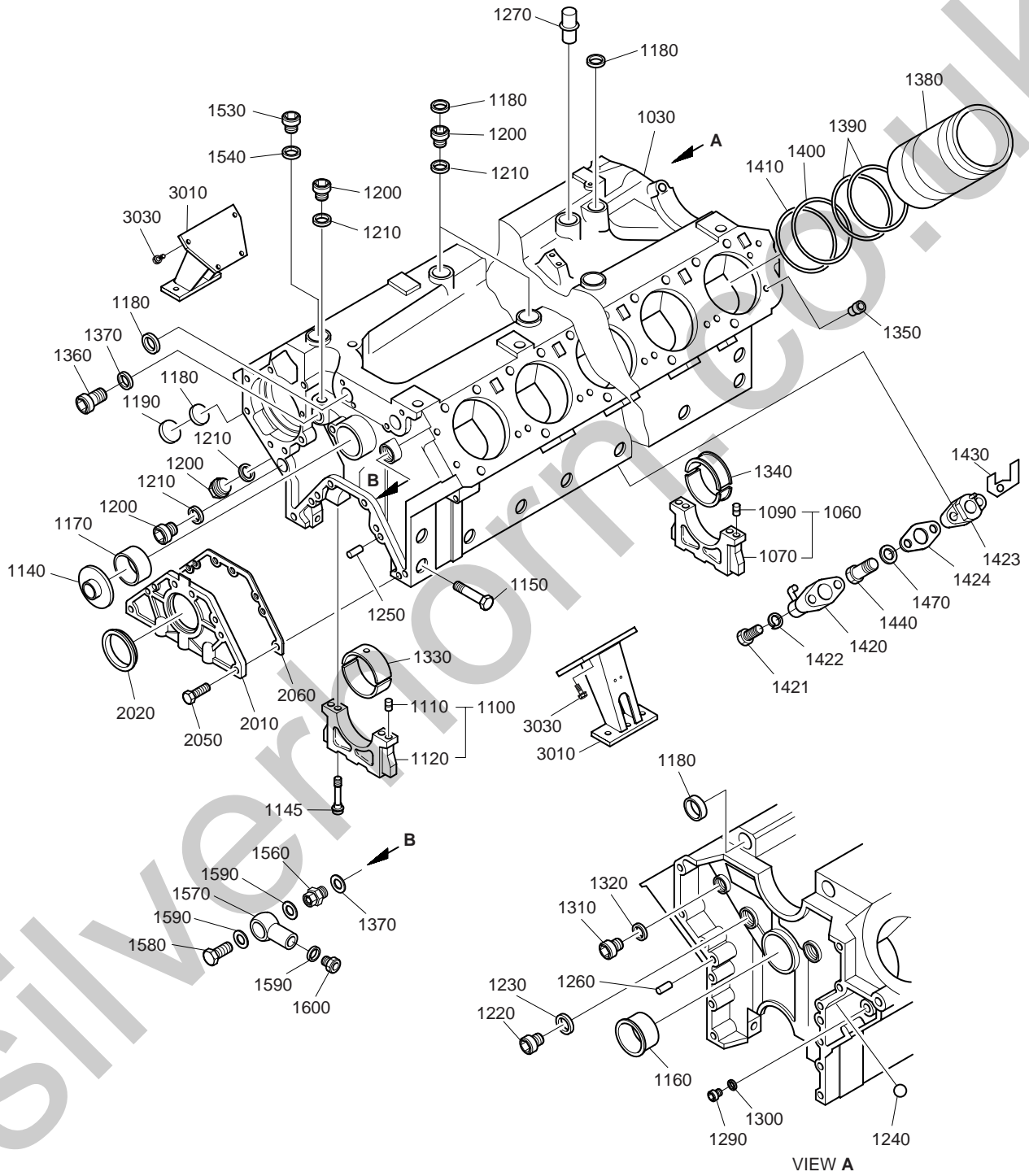
Fig.011 CYLINDER BLOCK(1)



**Fig.011 CYLINDER BLOCK(1)**

Key No.	Part No.	Description	Q'ty						S.C	ICA	Serial No.	Remarks
			P158LE		P180LE		P222LE					
			E A Z O A	E A Z O G	E A S O A	E A S O E	E A Y O A	E A Y O E				
1030	51.01102-6035	CYLINDER BLOCK ASS'Y	1	1	-	-	-	-				
1040	51.01102-6233	CYLINDER BLOCK ASS'Y	1	1	-	-	-	-				
1060	65.01105-6014	· CAP ; BEARING	1	1	-	-	-	-	D			
1070	65.01105-1162	· CAP ; BEARING	1	1	-	-	-	-	D			
1090	65.91301-0071	· PIN ; DOWEL	2	2	-	-	-	-				
1100	65.01105-6013	· CAP ; BEARING	4	4	-	-	-	-	D			
1110	06.22022-3061	· · PIN ; DOWEL 8H8x18	2	2	-	-	-	-				
1120	65.01105-1162	· · CAP ; BEARING	1	1	-	-	-	-	D			
1140	65.91605-0013	· COVER ; CORE HOLE	1	1	-	-	-	-				
1145	65.90020-0293A	· BOLT ; COLLARED HEX.	10	10	-	-	-	-				
1150	06.01494-4316	· BOLT ; HEX. M12x1.5x85	10	10	-	-	-	-				
1160	65.04410-0079	· BUSH ; CAM SHAFT THRUST	1	1	-	-	-	-				
1170	65.04410-0078	· BUSH ; CAM SHAFT	4	4	-	-	-	-				
1180	65.91606-0039	· COVER ; DUST	10	10	-	-	-	-				
1190	65.91606-0037	· COVER ; DUST	2	2	-	-	-	-				
1200	65.90310-0149	· SCREW ; PLUG	6	6	-	-	-	-				
1210	06.56190-0726	· RING ; SEAL 26x1	6	6	-	-	-	-				
1220	65.90310-0134	· SCREW ; PLUG	2	2	-	-	-	-				
1230	06.56190-0732	· RING ; SEAL A30x36	2	2	-	-	-	-				
1240	06.31641-0615	· BALL ; STEEL	1	1	-	-	-	-				
1250	06.22022-1063	· PIN ; DOWEL 8M6x24	2	2	-	-	-	-				
1260	06.22022-3563	· PIN ; DOWEL 16H8x24	2	2	-	-	-	-				
1270	65.05701-0141	· PIPE ; OIL	1	1	-	-	-	-				
1290	65.90310-0135	SCREW ; PLUG	1	1	-	-	-	-				
1300	06.56190-0706	RING ; SEAL A14x20	1	1	-	-	-	-				
1310	65.90310-0131	SCREW ; PLUG AM10x1.5	1	1	-	-	-	-				
1320	06.56190-0713	RING ; SEAL A18x24	1	1	-	-	-	-				
1330	65.01110-6529	BEARING ; MAIN	4	4	-	-	-	-				
1340	65.01111-6539	BEARING ; THRUST	1	1	-	-	-	-				
1350	65.91701-0274	SPACER	16	16	-	-	-	-				
1360	65.90310-0134	SCREW ; PLUG	1	1	-	-	-	-				
1370	06.56190-0732	RING ; SEAL A30x36	2	2	-	-	-	-				
1380	65.01201-0312B	LINER ; CYLINDER	8	8	-	-	-	-				
1390	65.96501-0059	O-RING(UPPER)	16	16	-	-	-	-				
1400	51.96501-0412	O-RING(UPPER)	8	8	-	-	-	-				
1410	65.96501-0078	O-RING(LOWER)	8	8	-	-	-	-				
1420	65.01601-5065	NOZZLE ; OIL SPRAY	8	8	-	-	-	-				
1421	65.90001-0129	BOLT ; HEX. M6x28	16	16	-	-	-	-				
1422	06.16044-0208	WASHER ; SPRING	16	16	-	-	-	-				
1423	65.01601-2016A	FLANGE ASS'Y	8	8	-	-	-	-				
1424	65.96601A0237	GASKET	8	8	-	-	-	-				
1430	65.01803-0007	BAFFLE ; BREATHER	1	1	-	-	-	-				
1440	65.98150-0051	SCREW ; HOLLOW	8	8	-	-	-	-				

**Fig.011 CYLINDER BLOCK(1)**

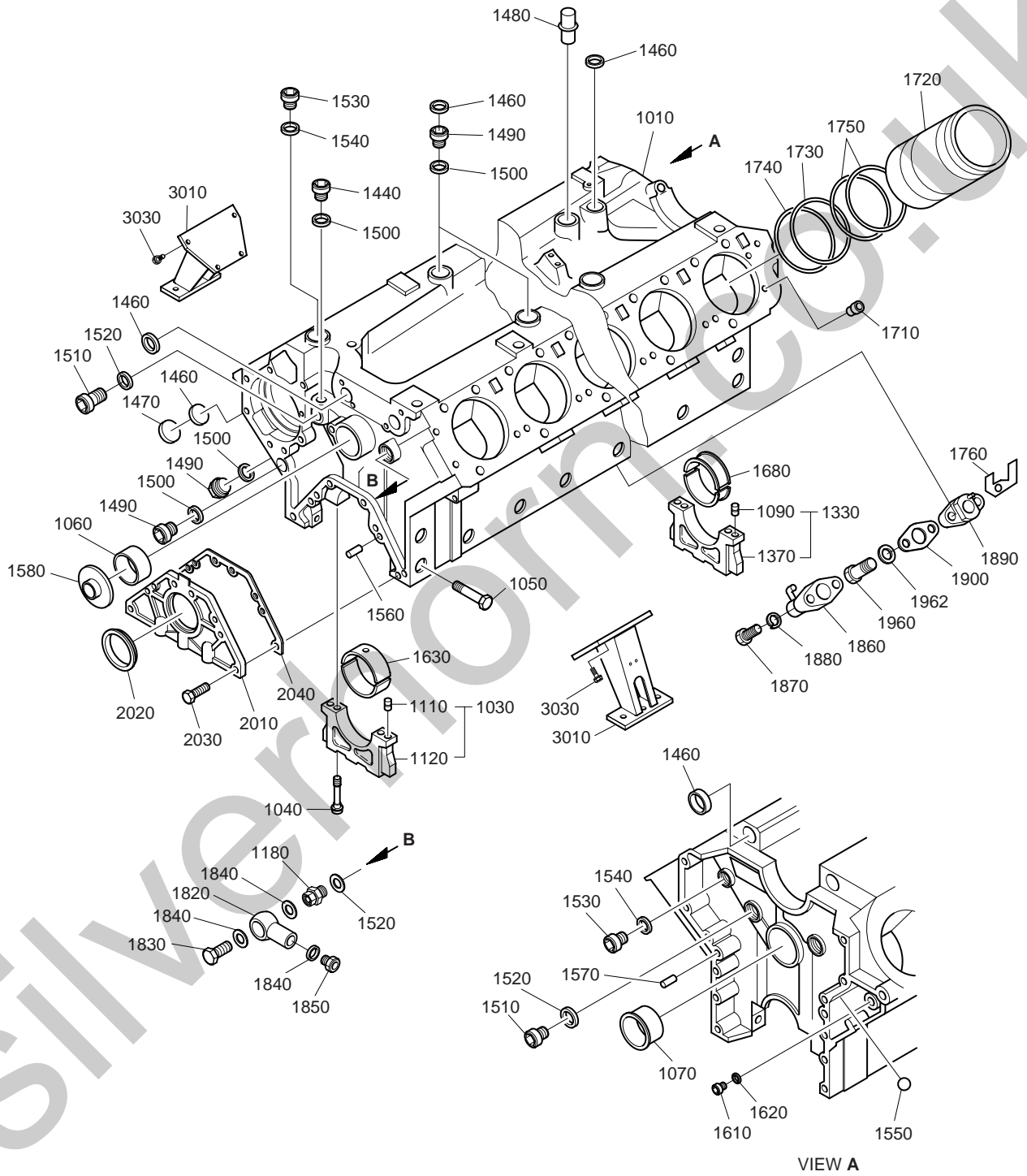


**Fig.011 CYLINDER BLOCK(1)**

Key No.	Part No.	Description	Q'ty						S.C	ICA	Serial No.	Remarks
			P158LE		P180LE		P222LE					
			E A Z O A	E A Z O G	E A S O A	E A S O E	E A Y O A	E A Y O E				
1470	06.56190-0706	RING ; SEAL A14x20	8	8	-	-	-	-				
1530	65.90310-0131	· SCREW ; PLUG	1	1	-	-	-	-				
1540	06.56190-0713	· RING ; SEAL A18x24	1	1	-	-	-	-				
1560	65.98130-0100	ADAPTER	1	1	-	-	-	-				
1570	65.98103-0001	UNION ; BANJO	1	1	-	-	-	-				
1580	06.78144-2406	SCREW ; HOLLOW M18x1.5	1	1	-	-	-	-				
1590	06.56190-0713	RING ; SEAL A18x24	3	3	-	-	-	-				
1600	67.98131-0074	NIPPLE	1	1	-	-	-	-				
2010	65.01501-5017C	HOLDER ; OIL SEAL	1	1	-	-	-	-				
2020	65.01510-0153A	SEAL ; OIL(FRONT)	1	1	-	-	-	-				
2050	06.01923-3116	BOLT ASS'Y M8x28	6	6	-	-	-	-				
2060	65.01905-0032	GASKET ; SEAL HOLDER	1	1	-	-	-	-				
3010	65.41530-5080	BRACKET ; FRONT MOUNTING	2	2	-	-	-	-				
3030	06.01913-3318	BOLT ASS'Y M12x35	8	8	-	-	-	-				



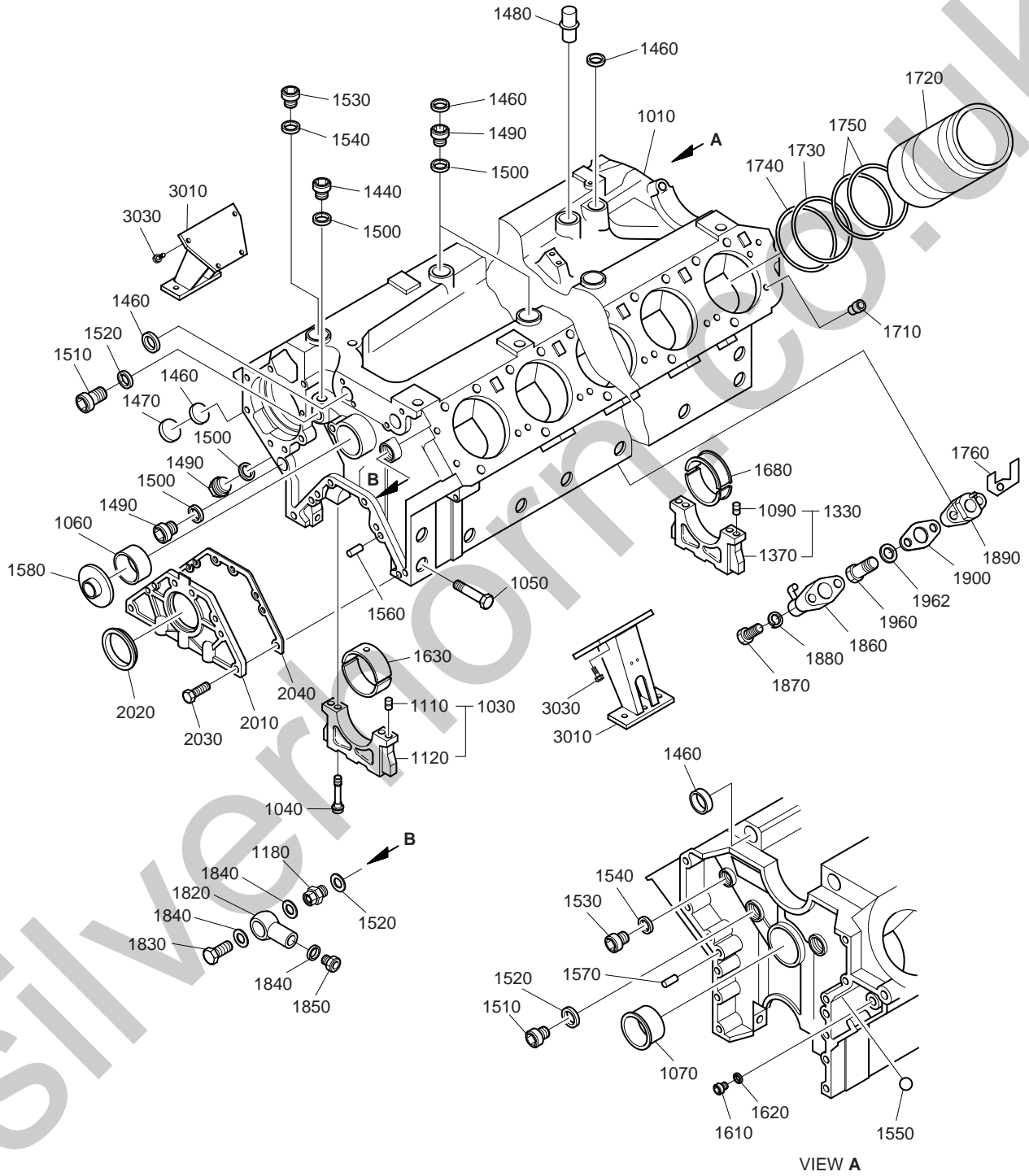
**Fig.012 CYLINDER BLOCK(2)**



**Fig.012 CYLINDER BLOCK(2)**

Key No.	Part No.	Description	Q'ty						S.C	ICA	Serial No.	Remarks
			P158LE		P180LE		P222LE					
			E A N Z O A	E A N Z O G	E A S O A	E A S O E	E A Y O A	E A Y O E				
1010	65.01101-6835	CYLINDER BLOCK ASS'Y	-	-	1	1	-	-				
1020	51.01102-6037	· CYLINDER BLOCK ASS'Y	-	-	1	1	-	-				
1310	65.01102-6037	CYLINDER BLOCK ASS'Y	-	-	1	1	-	-				
1320	65.01101-0451	· BLOCK ; CYLINDER	-	-	1	1	-	-	D			
1330	65.01105-6014	· CAP ; BEARING	-	-	1	1	-	-	D			
1370	65.01105-1162	· · CAP ; BEARING	-	-	1	1	-	-	D			
1090	65.91301-0071	· · PIN ; DOWEL	-	-	2	2	-	-				
1030	65.01105-6013	· CAP ; BEARING	-	-	5	5	-	-	D			
1110	06.22022-3061	· · PIN ; DOWEL 8H8x18	-	-	2	2	-	-				
1120	65.01105-1162	· · CAP ; BEARING	-	-	1	1	-	-	D			
1040	65.90020-0293	· BOLT ; COLLARED HEX.	-	-	12	12	-	-				
1050	06.01494-4316	· BOLT ; HEX. M12x1.5x85	-	-	12	12	-	-				
1060	65.04410-0078	· BUSH ; CAM SHAFT	-	-	5	5	-	-				
1070	65.04410-0079	· BUSH ; CAM SHAFT	-	-	1	1	-	-				
1460	65.91606-0039	· COVER ; DUST	-	-	10	10	-	-				
1470	65.91606-0037	· COVER ; DUST	-	-	3	3	-	-				
1480	65.05701-0007	· PIPE ; OIL	-	-	1	1	-	-				
1490	65.90310-0149	· SCREW ; PLUG	-	-	5	5	-	-				
1500	06.56190-0726	· RING ; SEAL A26x31	-	-	5	5	-	-				
1510	65.90310-0134	· SCREW ; PLUG	-	-	4	4	-	-				
1520	06.56190-0732	· RING ; SEAL A30x36	-	-	2	2	-	-				
1530	65.90310-0131	· SCREW ; PLUG	-	-	1	1	-	-				
1540	06.56190-0713	· RING ; SEAL A18x24	-	-	1	1	-	-				
1550	06.31641-0615	· BALL ; STEEL	-	-	1	1	-	-				
1560	06.22022-1063	· PIN ; DOWEL 8M6x24	-	-	2	2	-	-				
1570	06.22022-3563	· PIN ; DOWEL 16H8x24	-	-	2	2	-	-				
1580	65.91605-0013	· COVER ; CORE HOLE	-	-	1	1	-	-				
1610	65.90310-0135	SCREW ; PLUG	-	-	1	1	-	-				
1620	06.56190-0706	RING ; SEAL A14x20	-	-	1	1	-	-				
1630	65.01110-6529	BEARING ; MAIN	-	-	5	5	-	-				
1680	65.01111-6539	BEARING ; THRUST	-	-	1	1	-	-				
1710	65.91701-0274	SPACER	-	-	20	20	-	-				
1720	65.01201-0312	LINER ; CYLINDER	-	-	10	10	-	-				
1730	51.96501-0412	O-RING(LOWER)	-	-	10	10	-	-				
1740	65.96501-0078	O-RING(LOWER)	-	-	10	10	-	-				
1750	65.96501-0059	O-RING(UPPER)	-	-	20	20	-	-				
1760	65.01803-0007	BAFFLE ; BREATHER	-	-	1	1	-	-				
1810	65.98130-0100	ADAPTER	-	-	1	1	-	-				
1820	65.98103-0001	UNION ; BANJO	-	-	1	1	-	-				
1830	06.78144-2406	SCREW ; HOLLOW M18x1.5	-	-	1	1	-	-				
1840	06.56190-0713	RING ; SEAL A18x24	-	-	3	3	-	-				
1850	67.98131-0074	NIPPLE	-	-	1	1	-	-				
1860	65.01601-5065	NOZZLE ; OIL SPRAY	-	-	10	10	-	-				

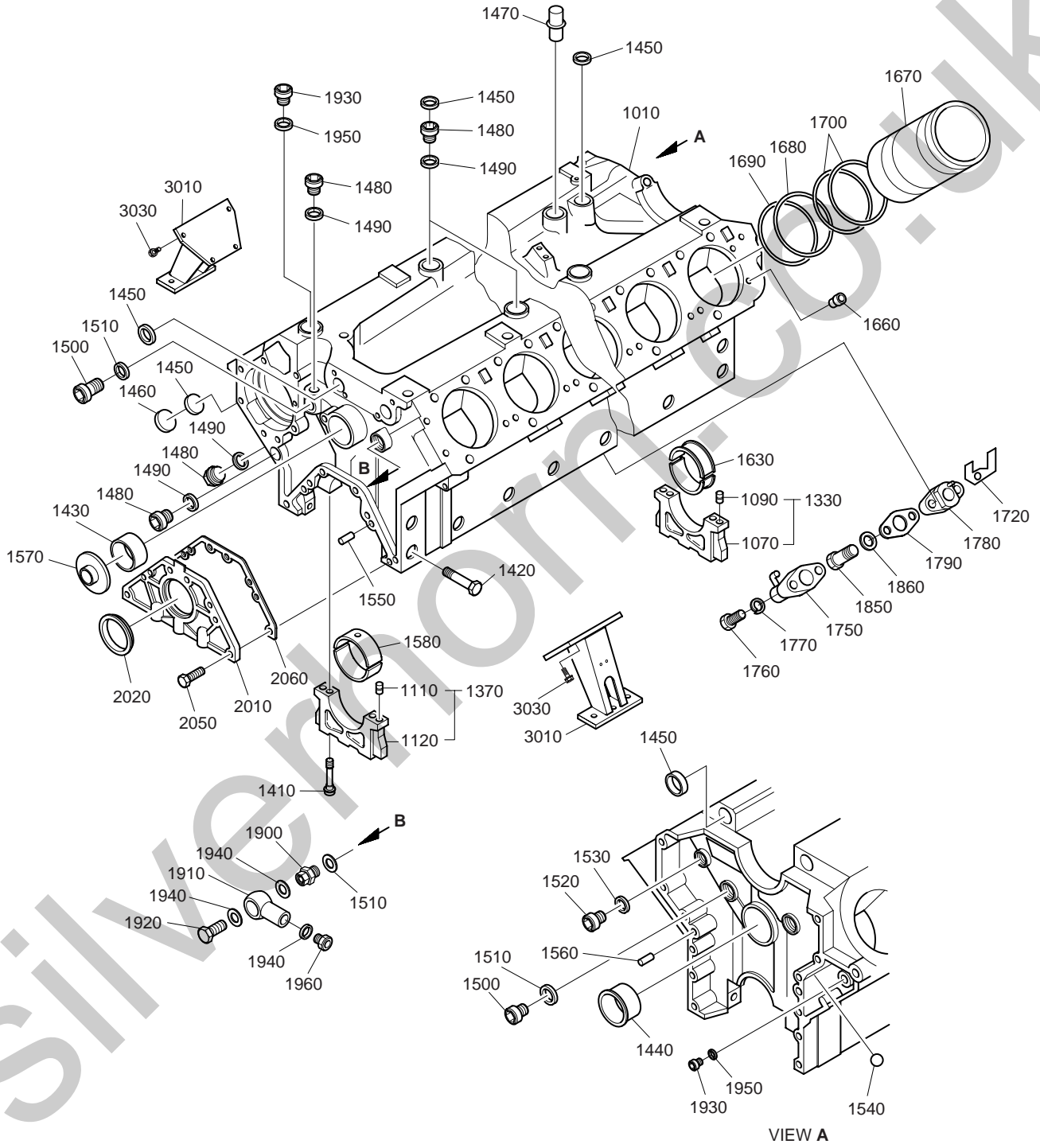
**Fig.012 CYLINDER BLOCK(2)**



**Fig.012 CYLINDER BLOCK(2)**

Key No.	Part No.	Description	Q'ty						S.C	ICA	Serial No.	Remarks
			P158LE		P180LE		P222LE					
			E A N Z O A	E A N Z O G	E A S O A	E A S O E	E A Y O A	E A Y O E				
1870	65.90001-0129	BOLT ; HEX. M6x28	-	-	20	20	-	-				
1880	06.16044-0208	WASHER ; SPRING	-	-	20	20	-	-				
1890	65.01601-2016	FLANGE ASS'Y	-	-	10	10	-	-				
1900	65.96601A0237	GASKET	-	-	10	10	-	-				
1960	65.98150-0051	SCREW ; HOLLOW	-	-	10	10	-	-				
1962	06.56190-0706	RING ; SEAL A14x20	-	-	10	10	-	-				
2010	65.01501-5017C	HOLDER ; OIL SEAL	-	-	1	1	-	-				
2020	65.01510-0153A	SEAL ; OIL(FRONT)	-	-	1	1	-	-				
2050	06.01923-3116	BOLT ASS'Y M8x28	-	-	6	6	-	-				
2060	65.01905-0032	GASKET ; SEAL HOLDER	-	-	1	1	-	-				
3010	65.41530-5080	BRACKET ; FRONT MOUNTING	-	-	2	2	-	-				
3030	06.01913-3318	BOLT ASS'Y M12x35	-	-	8	8	-	-				

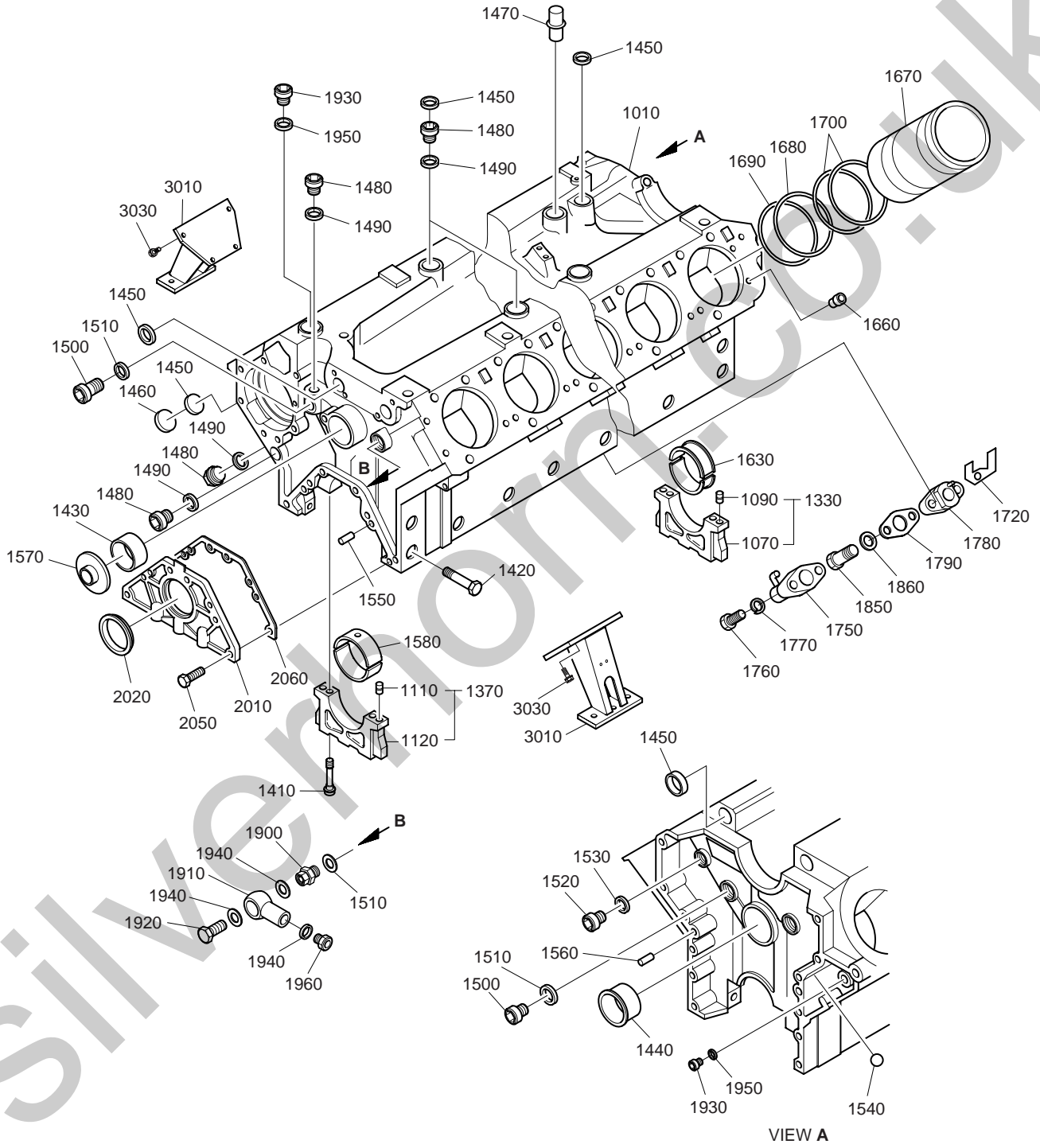
**Fig.013 CYLINDER BLOCK(3)**



**Fig.013 CYLINDER BLOCK(3)**

Key No.	Part No.	Description	Q'ty						S.C	ICA	Serial No.	Remarks
			P158LE		P180LE		P222LE					
			E A N Z O A	E A N Z O G	E A S O A	E A S O E	E A Y O A	E A Y O E				
1010	65.01101-6836	CYLINDER BLOCK ASS'Y	-	-	-	-	1	1				
1020	51.01102-6056	CYLINDER BLOCK ASS'Y	-	-	-	-	1	1				
1300	65.01102-6056	CYLINDER BLOCK ASS'Y	-	-	-	-	1	1				
1310	65.01102-6235	· COVER ; CYLINDER BLOCK	-	-	-	-	1	1				
1320	65.01101-0462	· BLOCK ; CYLINDER	-	-	-	-	1	1	D			
1330	65.01105-6014	· CAP ; BEARING	-	-	-	-	1	1	D			
1070	65.01105-1162	· · CAP ; BEARING	-	-	-	-	1	1	D			
1090	65.91301-0071	· · PIN ; DOWEL	-	-	-	-	2	2				
1370	65.01105-6013	· CAP ; BEARING	-	-	-	-	6	6	D			
1110	06.22022-3061	· · PIN ; DOWEL 8H8x18	-	-	-	-	2	2				
1120	65.01105-1162	· · CAP ; BEARING	-	-	-	-	1	1	D			
1410	65.90020-0293	· BOLT ; COLLARED HEX.	-	-	-	-	14	14				
1420	06.01494-4316	· BOLT ; HEX. M12x1.5x85	-	-	-	-	14	14				
1430	65.04410-0078	· BUSH ; CAM SHAFT	-	-	-	-	6	6				
1440	65.04410-0079	· BUSH ; CAM SHAFT	-	-	-	-	1	1				
1450	65.91606-0039	· COVER ; DUST	-	-	-	-	13	13				
1460	65.91606-0037	· COVER ; DUST	-	-	-	-	4	4				
1470	65.05701-0007	· PIPE ; OIL	-	-	-	-	1	1				
1480	65.90310-0149	· SCREW ; PLUG	-	-	-	-	8	8				
1490	06.56190-0726	· RING ; SEAL 26x1	-	-	-	-	8	8				
1500	65.90310-0134	· SCREW ; PLUG	-	-	-	-	4	4				
1510	06.56190-0732	· RING ; SEAL A30x36	-	-	-	-	4	4				
1520	65.90310-0131	· SCREW ; PLUG	-	-	-	-	1	1				
1530	06.56190-0713	· RING ; SEAL A18x24	-	-	-	-	1	1				
1540	06.31641-0615	· BALL ; STEEL	-	-	-	-	1	1				
1550	06.22022-1063	· PIN ; DOWEL 8M6x24	-	-	-	-	2	2				
1560	06.22022-3563	· PIN ; DOWEL 16H8x24	-	-	-	-	2	2				
1570	65.91605-0013	· COVER ; CORE HOLE	-	-	-	-	1	1				
1580	65.01110-6529	BEARING ; MAIN	-	-	-	-	6	6				
1630	65.01111-6539	BEARING ; THRUST	-	-	-	-	1	1				
1660	65.91701-0274	SPACER	-	-	-	-	1	1				
1670	65.01201-0312	LINER ; CYLINDER	-	-	-	-	12	12				
1680	51.96501-0412	O-RING	-	-	-	-	12	12				
1690	65.96501-0078	O-RING	-	-	-	-	12	12				
1700	65.96501-0059	O-RING	-	-	-	-	24	24				
1720	65.01803-0007	BAFFLE ; BREATHER	-	-	-	-	1	1				
1750	65.01601-5065	NOZZLE ; OIL SPRAY	-	-	-	-	12	12				
1760	65.90001-0129	BOLT ; HEX. M6x28	-	-	-	-	24	24				
1770	06.16044-0208	WASHER ; SPRING	-	-	-	-	24	24				
1780	65.01601-2016	FLANGE ASS'Y	-	-	-	-	12	12				
1790	65.96601A0237	GASKET	-	-	-	-	12	12				
1850	65.98150-0051	SCREW ; HOLLOW	-	-	-	-	12	12				
1860	06.56190-0706	RING ; SEAL	-	-	-	-	12	12				

Fig.013 CYLINDER BLOCK(3)

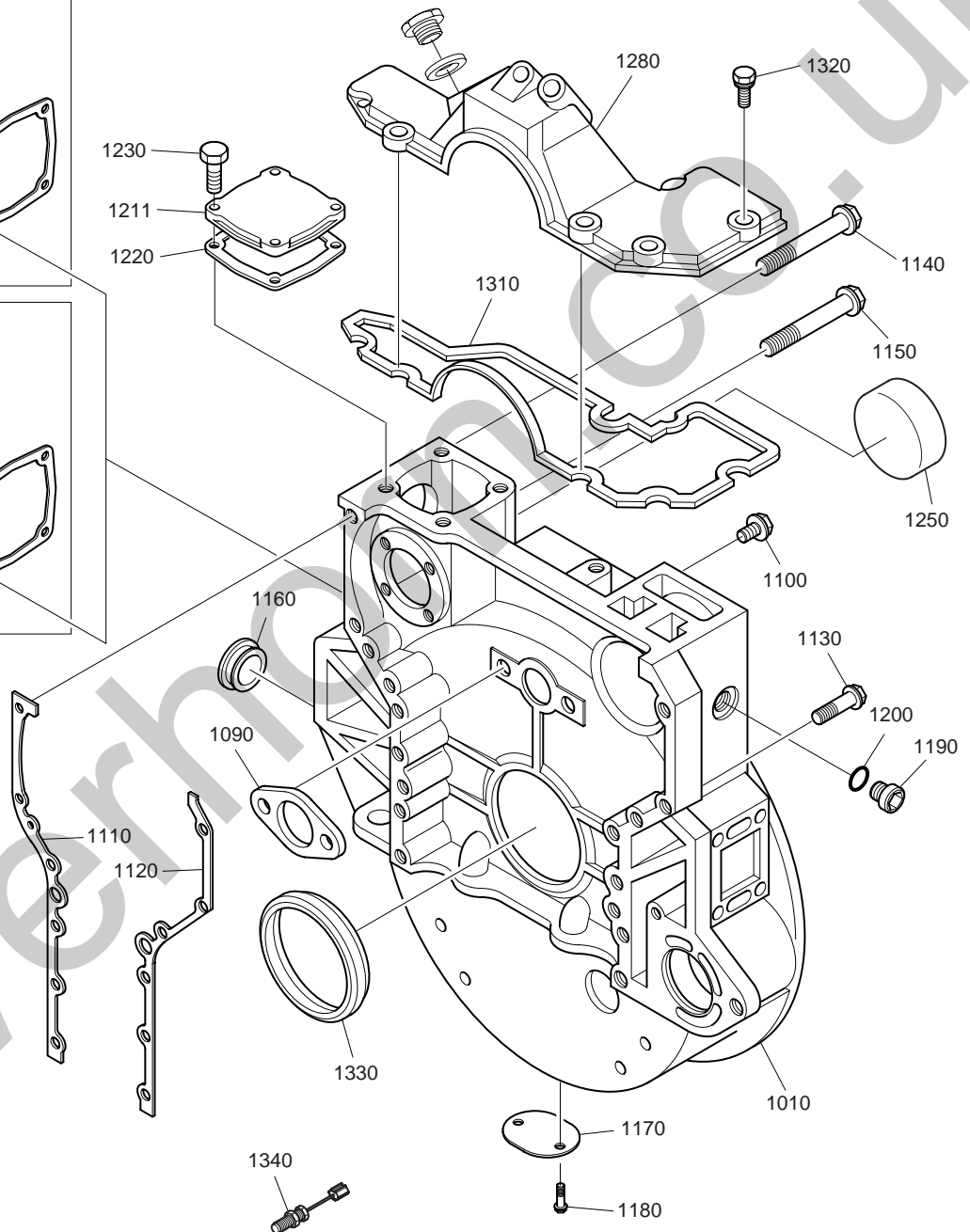
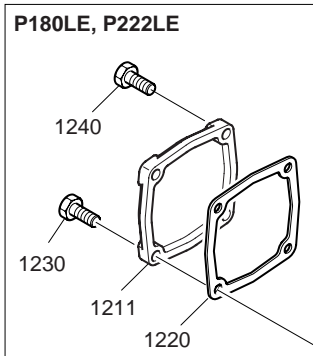
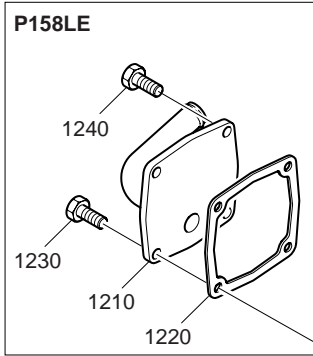


**Fig.013 CYLINDER BLOCK(3)**

Key No.	Part No.	Description	Q'ty						S.C	ICA	Serial No.	Remarks
			P158LE		P180LE		P222LE					
			E A N Z O A	E A N Z O G	E A S O A	E A S O E	E A Y O A	E A Y O E				
1900	65.98130-0100	ADAPTER	-	-	-	-	1	1				
1910	65.98103-0001	UNION ; BANJO	-	-	-	-	1	1				
1920	06.78144-2406	SCREW ; HOLLOW	-	-	-	-	1	1				
1930	65.90310-0135	SCREW ; PLUG	-	-	-	-	2	2				
1940	06.56190-0713	RING ; SEAL	-	-	-	-	3	3				
1950	06.56190-0705	RING ; SEAL	-	-	-	-	2	2				
1960	67.98131-0074	NIPPLE	-	-	-	-	1	1				
2010	65.01501-5017C	HOLDER ; OIL SEAL	-	-	-	-	1	1				
2020	65.01510-0153A	SEAL ; OIL(FRONT)	-	-	-	-	1	1				
2050	06.01923-3116	BOLT ASS'Y M8x28	-	-	-	-	6	6				
2060	65.01905-0032	GASKET ; SEAL HOLDER	-	-	-	-	1	1				
3010	65.41530-5080	BRACKET ; FRONT MOUNTING	-	-	-	-	2	2				
3030	06.01913-3318	BOLT ASS'Y M12x35	-	-	-	-	8	8				



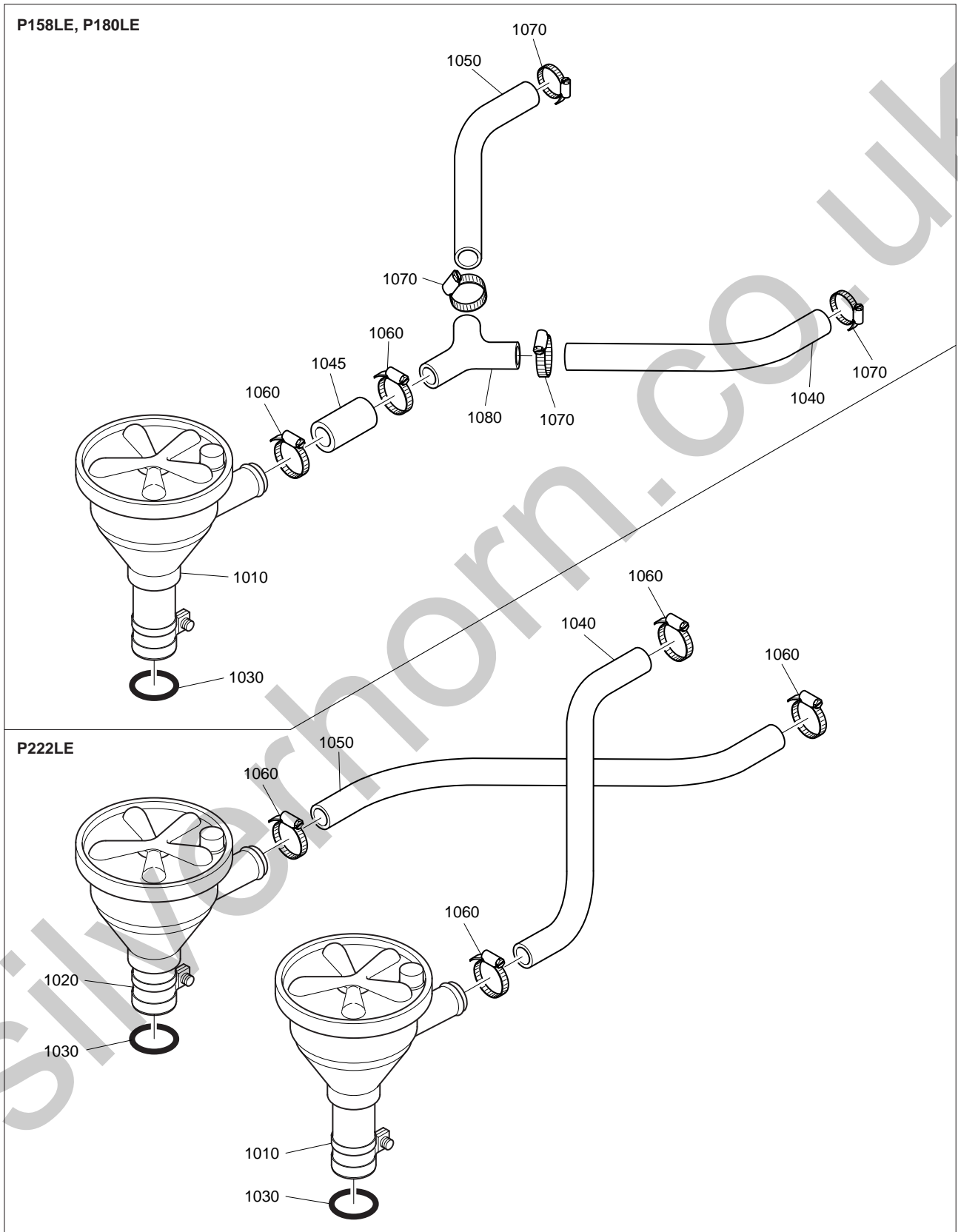
**Fig.014 FLYWHEEL HOUSING**



### Fig.014 FLYWHEEL HOUSING

Key No.	Part No.	Description	Q'ty						S.C	ICA	Serial No.	Remarks
			P158LE		P180LE		P222LE					
			E A Z O A	E A Z O G	E A S O A	E A S O E	E A Y O A	E A Y O E				
1010	65.01401-5003	HOUSING ; FLYWHEEL	1	1	1	1	1	1				
1090	65.90720-0109	WASHER ; THRUST	1	1	1	1	1	1				
1100	65.90020-0065	BOLT ; COLLARED HEX.	2	2	2	2	2	2				
1110	65.01903A0200	GASKET ; FLYWHEEL HOUSING	1	1	1	1	1	1				
1120	65.01903A0201	GASKET ; FLYWHEEL HOUSING	1	1	1	1	1	1				
1130	65.90020-0223	BOLT ; FLYWHEEL HOUSING	10	10	10	10	10	10				
1140	65.90020-0183B	BOLT ; FLYWHEEL HOUSING	1	1	1	1	1	1				
1150	65.90020-0054C	BOLT ; FLYWHEEL HOUSING	1	1	1	1	1	1				
1160	65.96401-0007	CAP ; RUBBER	1	1	1	1	1	1				
1170	65.01414-0004A	COVER ; TIMING POINT HOLE	1	1	1	1	1	1				
1180	06.01923-3110	BOLT ASS'Y M8x12	2	2	2	2	2	2				
1190	65.90310-0133	SCREW ; PLUG	1	1	1	1	1	1				
1200	65.96507-0040A	RING ; SEAL	1	1	1	1	1	1				
1210	65.01402-5003C	COVER ; FLYWHEEL HOUSING	1	1	-	-	-	-				
1211	65.01402-0033A	COVER	1	1	2	2	2	2				
1220	65.54901-0022	GASKET	2	2	2	2	2	2				
1230	06.01923-3117	BOLT ASS'Y M8x30	7	7	7	7	7	7				
1240	06.01923-3115	BOLT ASS'Y M8x25	1	1	1	1	1	1				
1250	65.91606-0042	PLUG ; CORE	1	1	1	1	1	1				
1280	65.01402-5004C	COVER ; FLYWHEEL HOUSING	1	1	1	1	1	1				
1310	65.01903-0216	GASKET ; FLYWHEEL HOUSING	1	1	1	1	1	1				
1320	06.01923-3117	BOLT ASS'Y M8x30	8	8	8	8	8	8				
1330	65.01510-0141	SEAL ; OIL(REAR)	1	1	1	1	1	1				
1340	65.27103-7007	SENSOR ; TACHO	1	1	1	1	1	1				

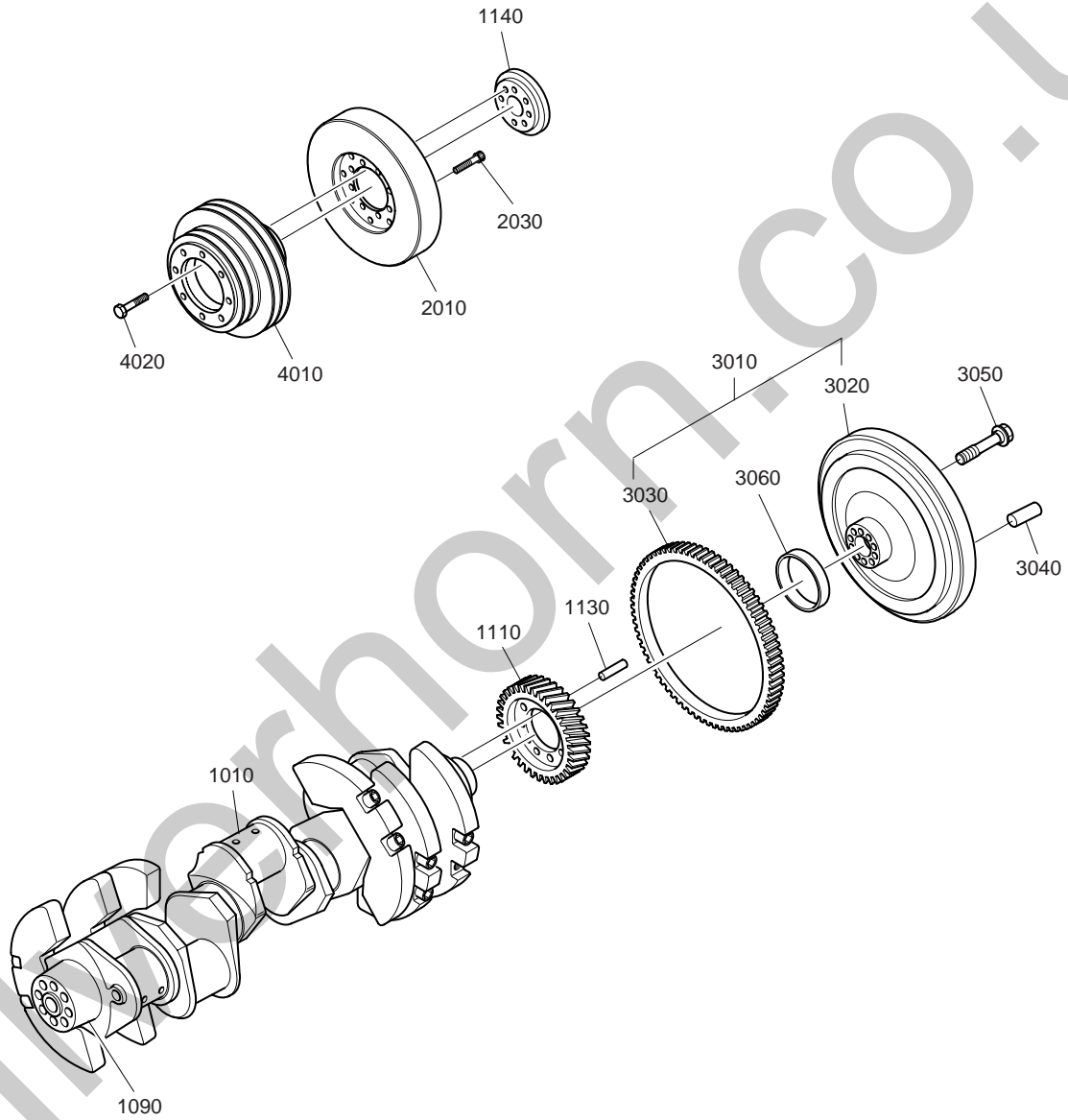
**Fig.015 BREATHER FILTER**



**Fig.015 BREATHER FILTER**

Key No.	Part No.	Description	Q'ty						S.C	ICA	Serial No.	Remarks
			P158LE		P180LE		P222LE					
			E A Z O A	E A Z O G	E A S O A	E A S O E	E A Y O A	E A Y O E				
1010	51.01804-7026	FILTER ; BREATHER	1	1	1	1	1	1				
1020	51.01804-7023	FILTER ; BREATHER	-	-	-	-	1	1				
1030	65.96501-0032B	O-RING	1	1	1	1	2	2				
1040	04.27405-0728	HOSE ; RUBBER	1	1	-	-	-	-				
-	04.27405-0725	HOSE ; RUBBER	-	-	1	1	-	-				
-	65.96301-0323	HOSE ; RUBBER	-	-	-	-	1	1				
1045	04.27199-1018	HOSE ; RUBBER	1	1	-	-	-	-				
-	04.27199-1004	HOSE ; RUBBER	-	-	1	1	-	-				
1050	04.27405-0725	HOSE ; RUBBER	1	1	-	-	-	-				
-	04.27405-0722	HOSE ; RUBBER	-	-	1	1	-	-				
-	65.96301-0324	HOSE ; RUBBER	-	-	-	-	1	1				
1060	65.97440-0006	CLAMP ; HOSE	2	2	2	2	4	4				
1070	06.67020-0102	CLAMP ; HOSE	4	4	4	4	-	-				
1080	67.08308-0024	PIPE ; BREATHER	1	1	1	1	-	-				

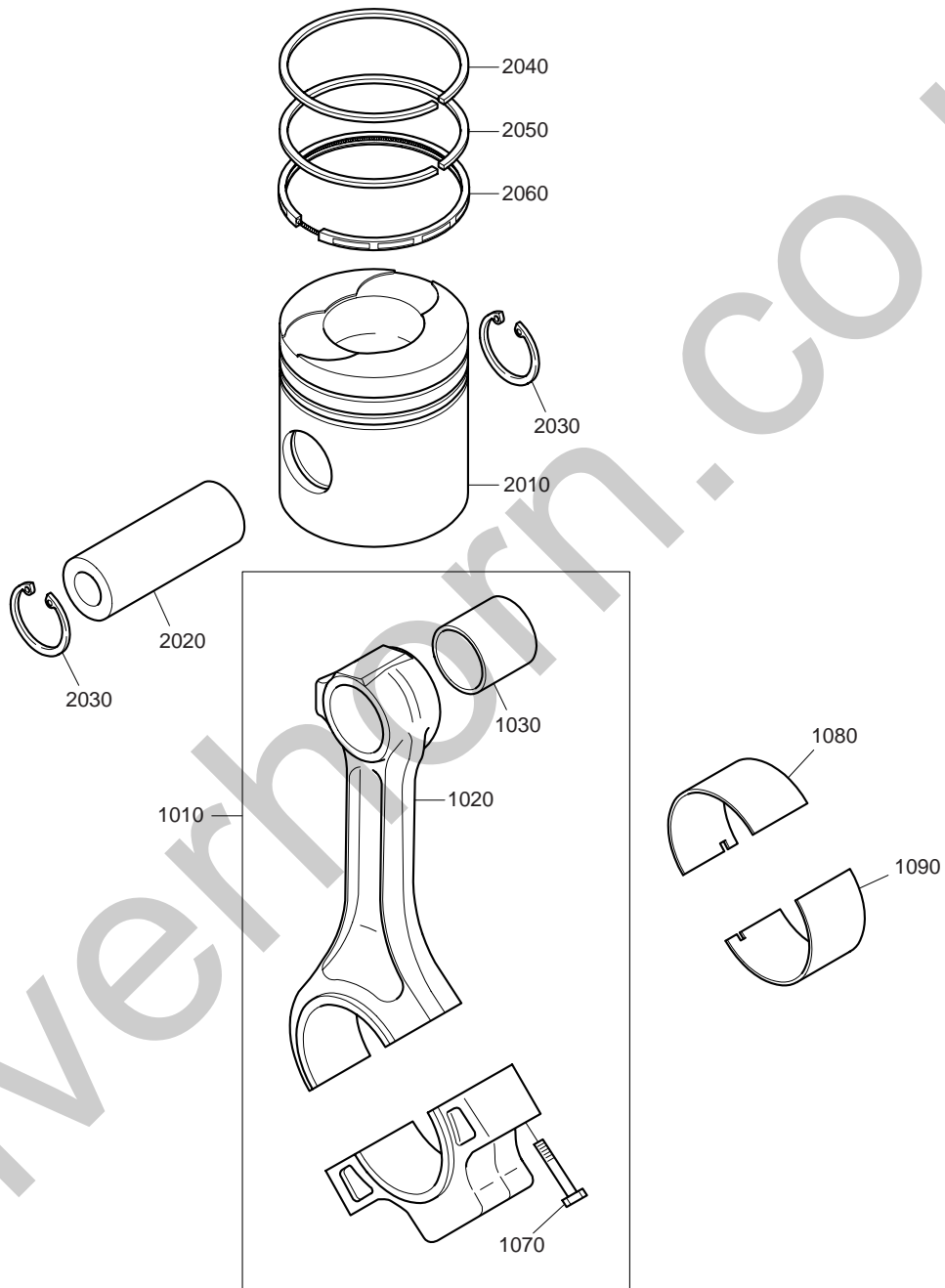
Fig.020 CRANK SHAFT



### Fig.020 CRANK SHAFT

Key No.	Part No.	Description	Q'ty						S.C	ICA	Serial No.	Remarks
			P158LE		P180LE		P222LE					
			E A Z O A	E A Z O G	E A S O A	E A S O E	E A Y O A	E A Y O E				
1010	65.02101-7397A	CRANK SHAFT ASS'Y	1	-	-	-	-	-				
-	65.02101-7108A	CRANK SHAFT ASS'Y	-	1	-	-	-	-				
-	65.02101-6020A	CRANK SHAFT ASS'Y	-	-	1	-	-	-				
-	65.02101-7110	CRANK SHAFT ASS'Y	-	-	-	1	-	-				
-	65.02101-7539	CRANK SHAFT ASS'Y	-	-	-	-	1	1				
1090	65.02130-0001	· RING ; WEAR(FRONT)	1	1	1	1	1	1				
1110	65.02115-0066	· GEAR ; CRANK SHAFT	1	1	1	1	1	1				
1130	06.22022-3065	· PIN ; PARALLEL	1	1	1	1	1	1				
1140	65.01505-0007	· RING ; OIL THROWER	1	1	1	1	1	1				
2010	65.02201-7032	DAMPER ; VIBRATION	1	1	-	-	1	1				
-	65.02201-0047	DAMPER ; VIBRATION	-	-	1	-	-	-				
-	65.02201-0048	DAMPER ; VIBRATION	-	-	-	1	-	-				
2030	65.90020-0062B	BOLT ; COLLARED HEX.	6	6	-	-	6	6				
-	65.90030-0015	BOLT ; SOCKET HEAD	-	-	8	8	-	-				
3010	65.02301-5014B	FLYWHEEL ASS'Y	1	1	1	1	1	1				
3020	65.02301-0303D	· FLYWHEEL	1	1	1	1	1	1				
3030	65.02310-0073D	· GEAR ; STARTER RING	1	1	1	1	1	1				
3040	65.91303-0005	PIN ; LOCK	1	1	1	1	1	1				
3050	65.90020-0127	BOLT ; COLLARED HEX.	10	10	10	10	10	10				
3060	65.02130-0002	RING ; WEAR(REAR)	1	1	1	1	1	1				
4010	65.02601-0069	PULLEY ; V-BELT	1	1	-	-	1	1				
-	65.02601-0053	PULLEY ; V-BELT	-	-	1	-	-	-				
-	65.02601-0218	PULLEY ; V-BELT	-	-	-	1	-	-				
4020	06.02106-0824	BOLT	8	8	8	8	8	8				

Fig.021 PISTON

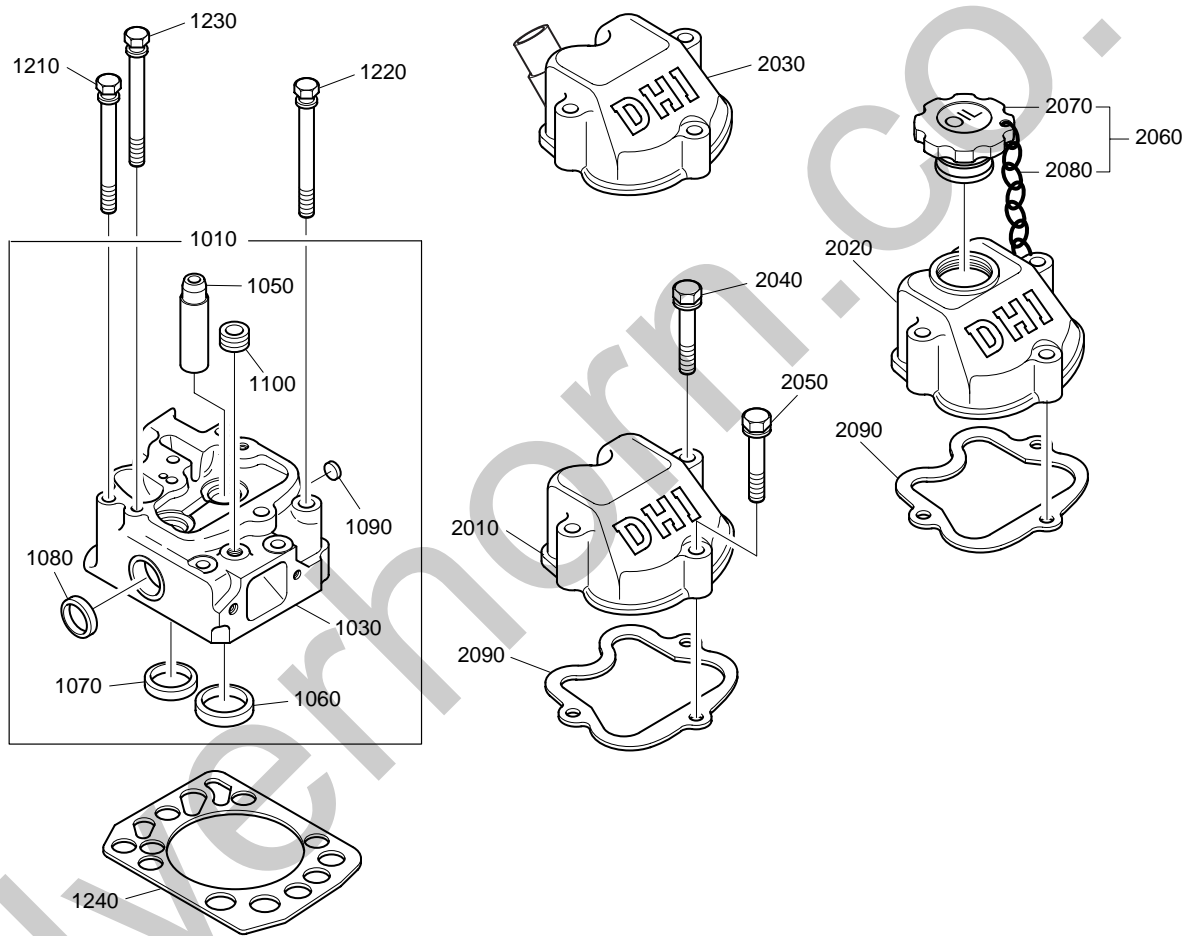


**Fig.021 PISTON**

Key No.	Part No.	Description	Q'ty						S.C	ICA	Serial No.	Remarks
			P158LE		P180LE		P222LE					
			E A Z O A	E A Z O G	E A S O A	E A S O E	E A Y O A	E A Y O E				
1010	65.02401-6020	CONNECTING ROD ASS'Y	8	-	10	-	12	-				
-	65.02401-6019	CONNECTING ROD ASS'Y	-	8	-	10	-	12				
1020	65.02401-0012	· ROD ; CONNECTING	8	8	10	10	12	12	D			
1030	65.02405-1008	· BUSH ; CONNECTING ROD	8	8	10	10	12	12	B			
1070	65.02411-0008	· BOLT ; CONNECTING ROD	16	16	20	20	24	24				
1080	65.02410-0100	BEARING ; CONNECTING ROD(STD)	8	8	10	10	12	12				
-	65.02410-0101	BEARING ; CONNECTING ROD 0.10	8	8	10	10	12	12				
-	65.02410-0102	BEARING ; CONNECTING ROD 0.25	8	8	10	10	12	12				
-	65.02410-0103	BEARING ; CONNECTING ROD 0.50	8	8	10	10	12	12				
-	65.02410-0104	BEARING ; CONNECTING ROD 0.75	8	8	10	10	12	12				
-	65.02410-0105	BEARING ; CONNECTING ROD 1.00	8	8	10	10	12	12				
1090	65.02410-0200	BEARING ; CONNECTING ROD(STD)	8	8	10	10	12	12				
-	65.02410-0201	BEARING ; CONNECTING ROD 0.10	8	8	10	10	12	12				
-	65.02410-0202	BEARING ; CONNECTING ROD 0.25	8	8	10	10	12	12				
-	65.02410-0203	BEARING ; CONNECTING ROD 0.50	8	8	10	10	12	12				
-	65.02410-0204	BEARING ; CONNECTING ROD 0.75	8	8	10	10	12	12				
-	65.02410-0205	BEARING ; CONNECTING ROD 1.00	8	8	10	10	12	12				
2010	65.02501-0702	PISTON	8	-	10	-	12	-				
-	65.02501-0704	PISTON	-	8	-	10	-	12				
2020	65.02502-0081	PIN ; PISTON	8	8	10	10	12	12				
2030	65.90810-0011	RING ; SNAP	16	-	20	-	24	-				
-	65.90810-0022A	RING ; SNAP	-	16	-	20	-	24				
2040	65.02503-0672	RING ; PISTON(TOP)	8	8	10	10	12	12				
2050	65.02503-0108	RING ; PISTON(2ND)	8	8	10	10	12	12				
2060	65.02503-0678	RING ; PISTON(OIL)	8	-	10	-	12	-				
-	65.02503-0701	RING ; PISTON(OIL)	-	8	-	10	-	12				



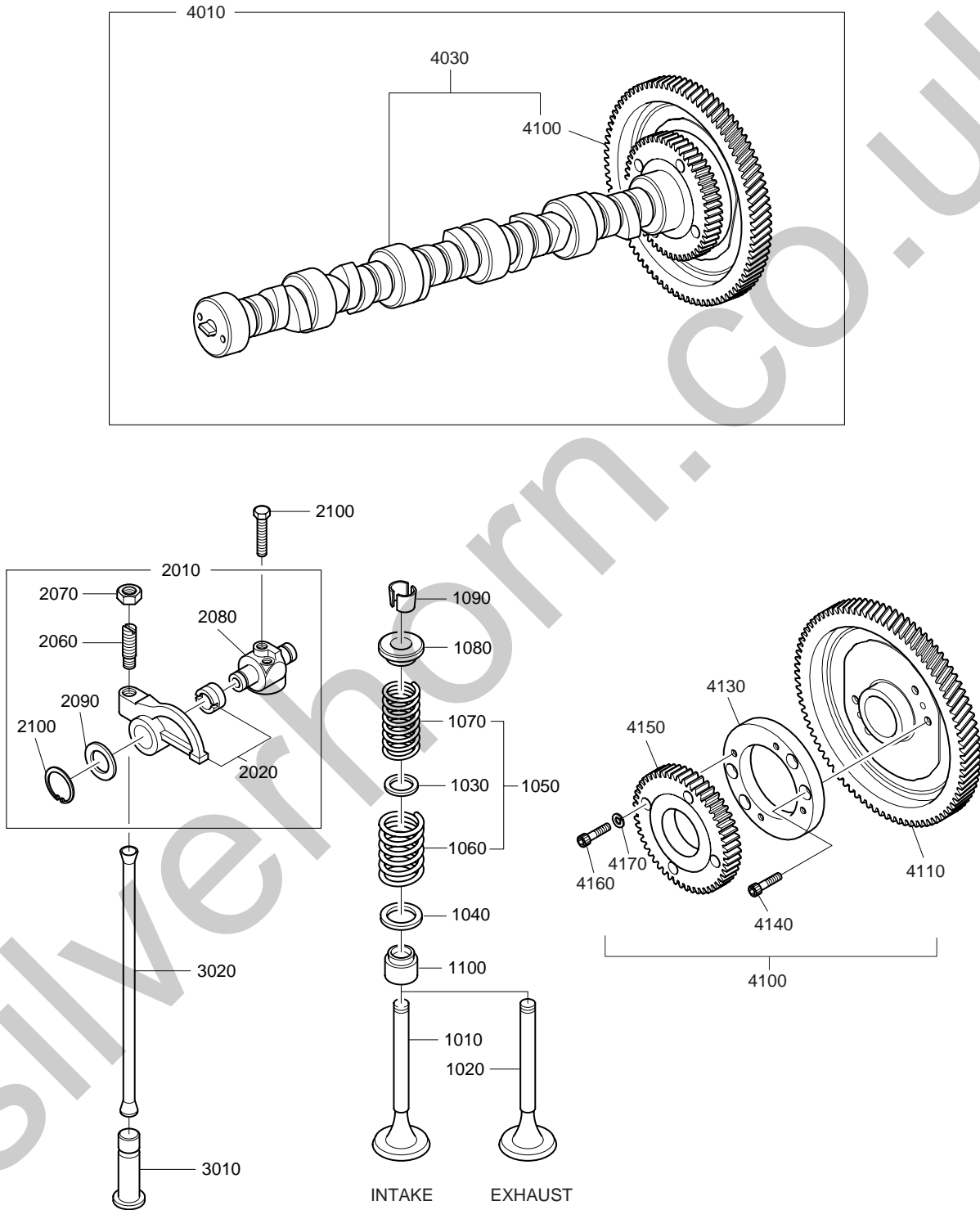
Fig.030 CYLINDER HEAD



### Fig.030 CYLINDER HEAD

Key No.	Part No.	Description	Q'ty						S.C	ICA	Serial No.	Remarks
			P158LE		P180LE		P222LE					
			E A Z O A	E A Z O G	E A S O A	E A S O E	E A Y O A	E A Y O E				
1010	65.03101-6067	CYLINDER HEAD ASS'Y	8	8	10	10	12	12	*			
1030	65.03101-1047	· HEAD ; CYLINDER	8	8	10	10	12	12	D			
1050	65.03201-1040	· GUIDE ; VALVE	16	16	20	20	12	12	B			
1060	65.03203-0242	· SEAT ; INTAKE VALVE	8	8	10	10	24	24				
1070	65.03203-0184	· SEAT ; EXHAUST VALVE	8	8	10	10	12	12				
1080	65.91606-0037	· PLUG ; CORE HOLE	8	8	10	10	12	12				
1090	65.91606-0041	· PLUG ; CORE HOLE	8	8	10	10	12	12				
1100	06.08023-0207	· SCREW ; PLUG M22x1.5	8	8	10	10	12	12				
1210	65.90020-0268	BOLT ; CYLINDER HEAD	16	16	20	20	24	24				
1220	65.90020-0269	BOLT ; CYLINDER HEAD	24	24	30	30	36	36				
1230	65.90020-0270	BOLT ; CYLINDER HEAD	8	8	10	10	12	12				
1240	51.03901-0338	GASKET ; CYLINDER HEAD	8	8	10	10	12	12				
2010	65.03401-0045A	COVER ; CYLINDER HEAD	7	7	9	9	10	10				
2020	65.03401-0046A	COVER ; CYLINDER HEAD	1	1	1	1	1	1				
2030	65.03401-0051	COVER ; CYLINDER HEAD	-	-	-	-	1	1				
2040	06.01923-3125	BOLT ASS'Y M8x70	16	16	20	1	24	24				
2050	06.01923-3120	BOLT ASS'Y M8x45	8	8	10	10	12	12				
2060	65.01810-5006	FILLER CAP ASS'Y	1	1	1	1	1	1				
2070	65.01810-0001	CAP ; FILLER	1	1	1	1	1	1				
2080	65.92911-5002A	CHAIN ; FILLER NECK	1	1	1	1	1	1				
2090	65.03905-0015B	GASKET ; CYLINDER HEAD COVER	8	-	10	-	12	-				
-	65.03905-0034	GASKET ; CYLINDER HEAD COVER	-	8	-	10	-	12				

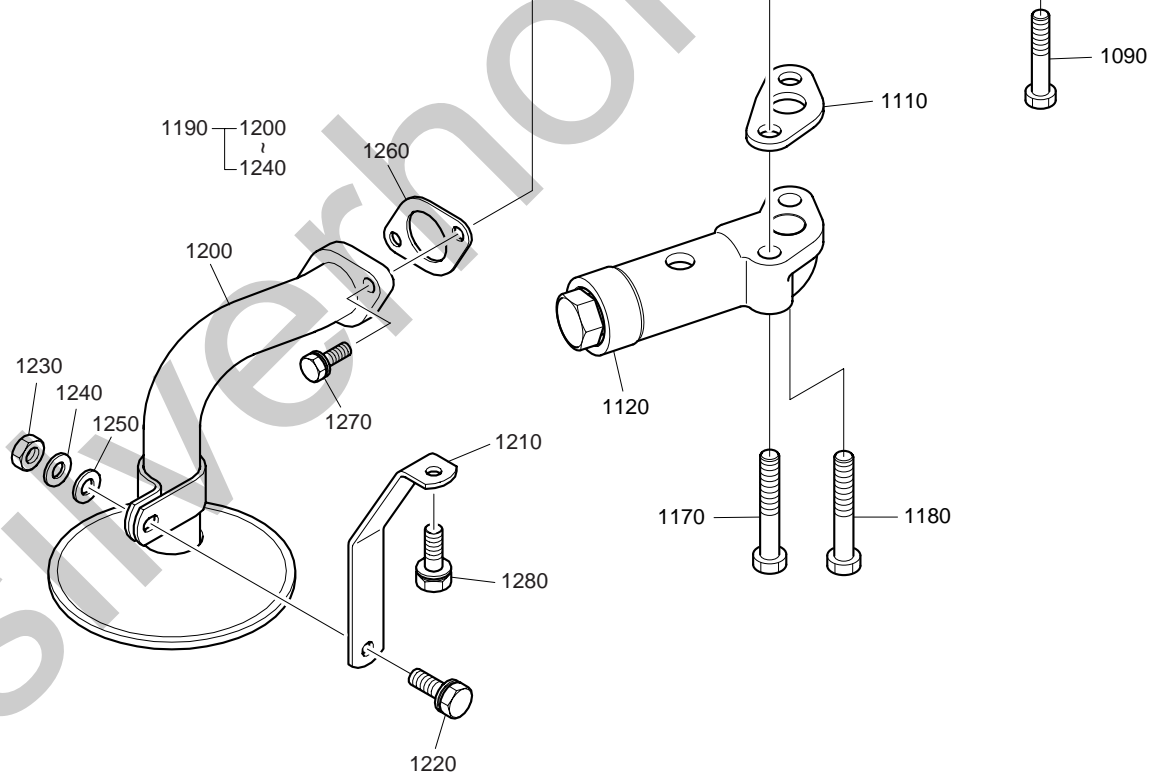
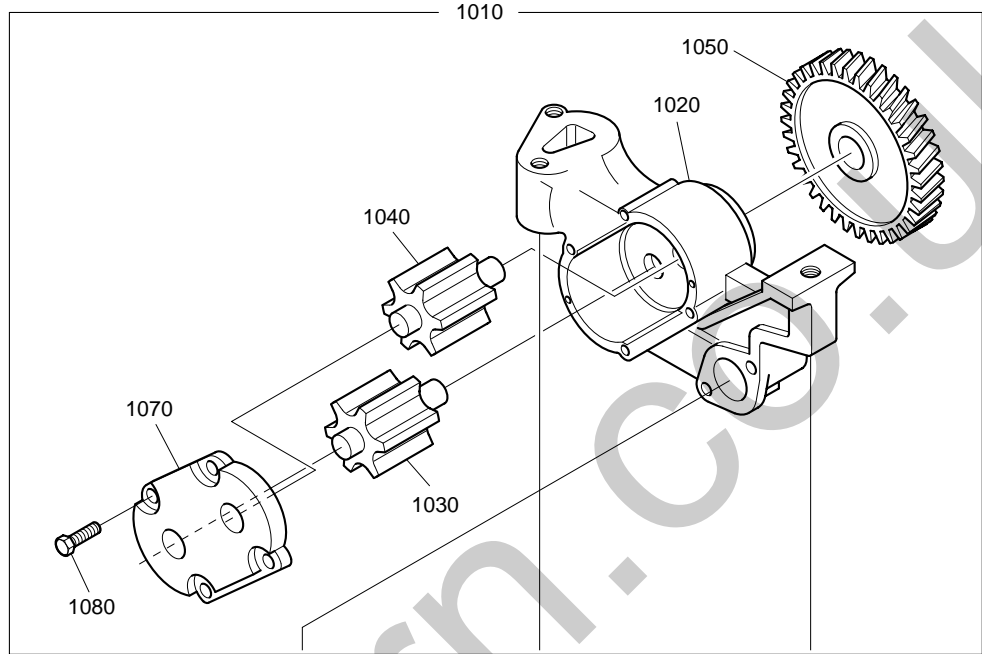
Fig.031 CAM SHAFT



### Fig.031 CAM SHAFT

Key No.	Part No.	Description	Q'ty						S.C	ICA	Serial No.	Remarks
			P158LE		P180LE		P222LE					
			E A Z O A	E A Z O G	E A S O A	E A S O E	E A Y O A	E A Y O E				
1010	65.04101-0375B	VALVE ; INTAKE	8	8	10	10	12	12				
1020	65.04101-0367B	VALVE ; EXHAUST	8	8	10	10	12	12				
1030	65.90701-0103	WASHER	16	16	20	20	24	24				
1040	65.90701-0104	WASHER	16	16	20	20	24	24				
1050	65.04102-6007	VALVE SPRING ASS'Y	16	16	20	20	24	24				
1060	65.04102-0083A	· SPRING ; VALVE(OUTER)	16	16	20	20	24	24				
1070	65.04102-0084A	· SPRING ; VALVE(INNER)	16	16	20	20	24	24				
1080	65.04103-0074	PLATE ; VALVE SPRING	16	16	20	20	24	24				
1090	51.04104-0023	COTTER ; VALVE	32	32	40	40	48	48				
1100	65.04902-0027	SEAL ; VALVE STEM	16	16	20	20	24	24				
2010	65.04200-6026A	ROCKER ARM & SHAFT ASS'Y	8	8	10	10	12	12				
2020	65.04201-6078	· ROCKER ARM ASS'Y	16	16	20	20	24	24				
2060	65.04205-0021	· SCREW ; ADJUST	16	16	20	20	24	24				
2070	65.90501-0049	· NUT ; HEX.	16	16	20	20	24	24				
2080	65.04202-5035	· BRACKET ; ROCKER ARM	8	8	10	10	12	12				
2090	65.90701-0136B	· WASHER	16	16	20	20	24	24				
2100	06.29010-0120	· RING ; SNAP 24x1.2	16	16	20	20	24	24				
2110	65.90001-0146A	BOLT ; HEX.	16	16	20	20	24	24				
3010	65.04301-0079	TAPPET ; VALVE	16	16	20	20	24	24				
3020	65.04302-0026	ROD ; PUSH	16	16	20	20	24	24				
4010	65.04401-6001A	CAM SHAFT ASS°Y	1	1	-	-	-	-				
-	65.04401-6002A	CAM SHAFT ASS°Y	-	-	1	1	-	-				
-	65.04401-6003A	CAM SHAFT ASS°Y	-	-	-	-	1	1				
4030	65.04401-0439	· SHAFT ; CAM	1	1	-	-	-	-	D			
-	65.04401-0440	· SHAFT ; CAM	-	-	1	1	-	-	D			
-	65.04401-0443	· SHAFT ; CAM	-	-	-	-	1	1	D			
4100	65.11300-6001B	· INJECTION PUMP DRIVE ASS'Y	1	1	1	1	1	1				
4110	65.04501-0097	· · GEAR ; CAM SHAFT	1	1	1	1	1	1	D			
4130	65.11121-0002A	· · SPACER	1	1	1	1	1	1				
4140	65.90030-0024	· · BOLT ; SOCKET HEAD	4	4	4	4	4	4				
4150	65.11301-0018A	· · GEAR ; INJECTION PUMP DRIVE	1	1	1	1	1	1				
4160	06.02096-0412	· · BOLT ; SOCKET HEAD	4	4	4	4	4	4				
4170	06.16110-0106	· · WASHER ; SPRING	4	4	4	4	4	4				

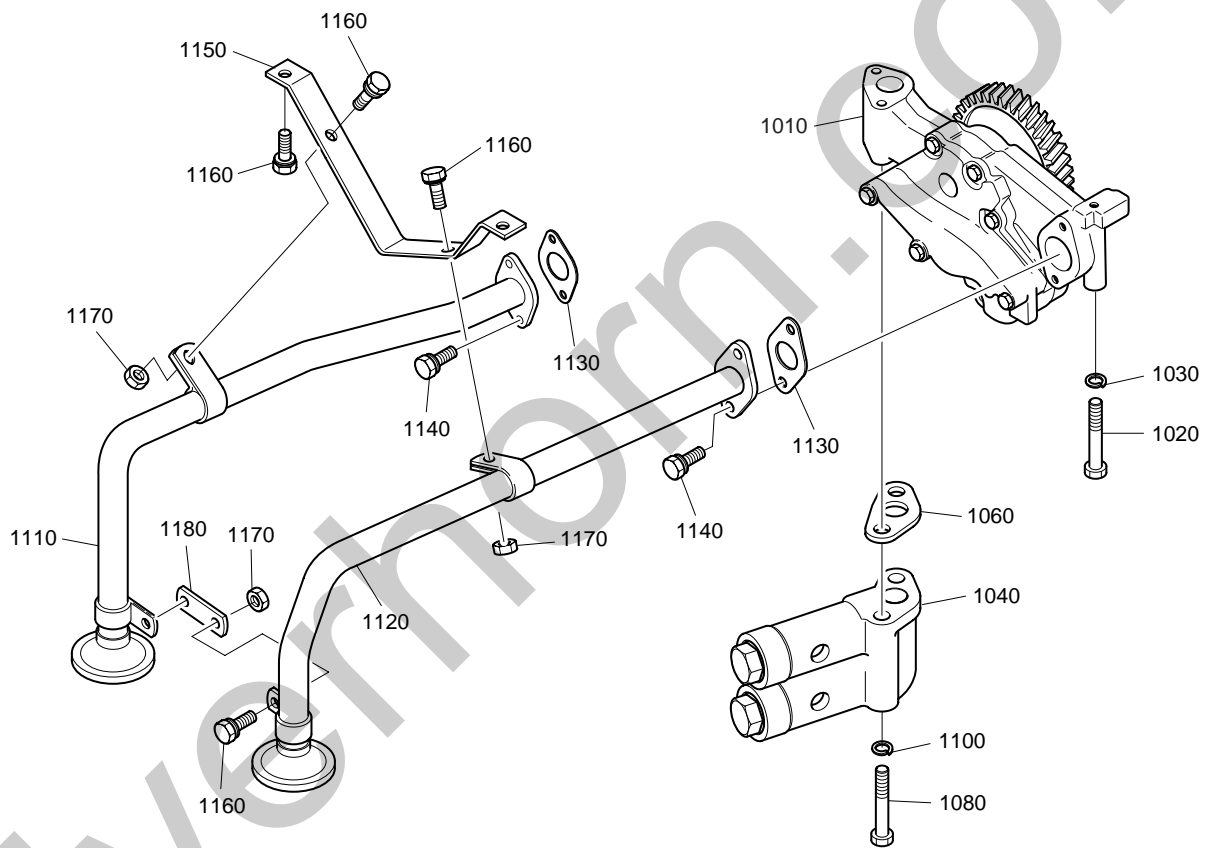
Fig.040 OIL PUMP(1)



**Fig.040 OIL PUMP(1)**

Key No.	Part No.	Description	Q'ty						S.C	ICA	Serial No.	Remarks
			P158LE		P180LE		P222LE					
			E A Z O A	E A Z O G	E A S O A	E A S O E	E A Y O A	E A Y O E				
1010	65.05100-6188	OIL PUMP ASS'Y	1	1	-	-	-	-				
1020	65.05102-0053	· HOUSING ; OIL PUMP	1	1	-	-	-	-				
1030	65.05104-0005	· GEAR ; OIL PUMP	1	1	-	-	-	-				
1040	65.05104-0006	· GEAR ; OIL PUMP	1	1	-	-	-	-				
1050	65.05201-0063	· GEAR ; OIL PUMP DRIVE	1	1	-	-	-	-				
1070	65.05103-0110	· COVER ; OIL PUMP	1	1	-	-	-	-				
1080	06.01013-9115	· BOLT ; HEX. M8x50	4	4	-	-	-	-				
1090	06.01913-3122	BOLT ; HEX. M8x55	1	1	-	-	-	-				
1110	65.05903A0015	GASKET ; OIL PIPE	1	1	-	-	-	-				
1120	65.05401-5014	RELIEF VALVE ASS'Y	1	1	-	-	-	-				
1170	06.01913-3125	BOLT ASS'Y M8x70	1	1	-	-	-	-				
1180	06.01913-3126	BOLT ASS'Y M8x75	1	1	-	-	-	-				
1190	65.05701-6048	OIL PAN ASS'Y	1	1	-	-	-	-				
1200	65.05701-5269	PIPE ; OIL	1	1	-	-	-	-				
1210	65.05740-0018	BRACKET ; OIL PIPE	1	1	-	-	-	-				
1220	06.01283-7117	BOLT ; HEX. M8x30	1	1	-	-	-	-				
1230	06.11063-8214	NUT ; HEX. M8	1	1	-	-	-	-				
1240	06.16731-2107	WASHER ; SPRING A8	1	1	-	-	-	-				
1250	06.15010-2311	WASHER	2	2	-	-	-	-				
1260	65.96601-0055	GASKET ; FLANGE	1	1	-	-	-	-				
1270	06.01913-3121	BOLT ASS'Y M8x50	2	2	-	-	-	-				
1280	06.01913-3113	BOLT ASS'Y M8x20	1	1	-	-	-	-				

Fig.041 OIL PUMP(2)

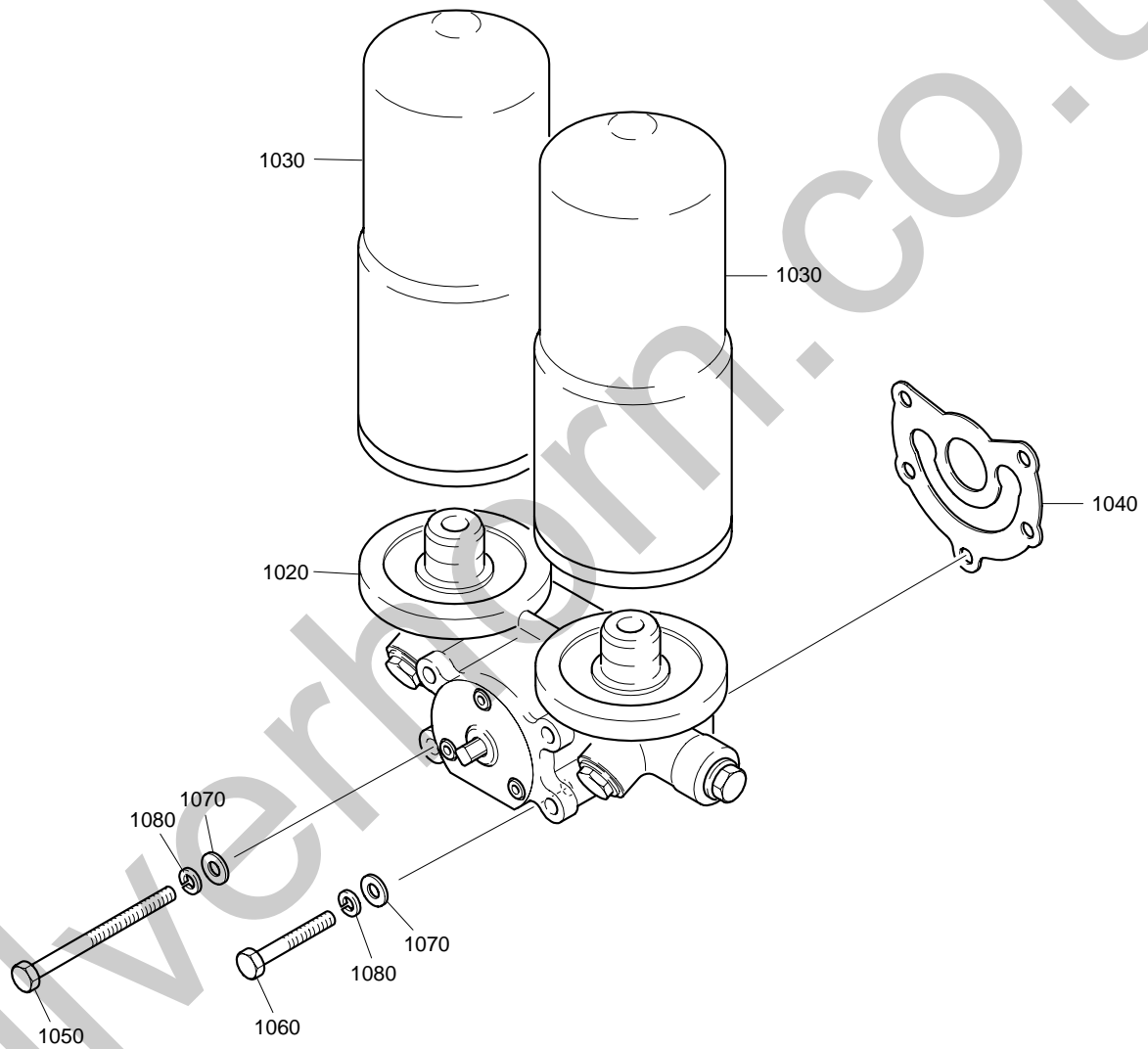


**Fig.041 OIL PUMP(2)**

Key No.	Part No.	Description	Q'ty						S.C	ICA	Serial No.	Remarks
			P158LE		P180LE		P222LE					
			E A N O A	E A N G	E A S O A	E A S O E	E A Y O A	E A Y O E				
1010	65.05100-6043A	OIL PUMP ASS'Y	-	-	1	1	1	1				
1020	06.01013-9124	BOLT ; HEX. M8x95	-	-	1	1	1	1				
1030	06.16731-2107	WASHER ; SPRING A8	-	-	1	1	1	1				
1040	65.05401-5024	RELIEF VALVE ASS'Y	-	-	1	1	1	1				
1060	65.05903A0006	GASKET ; OIL PIPE	-	-	1	1	1	1				
1080	06.01013-9129	BOLT ; HEX. M8x140	-	-	2	2	2	2				
1100	06.16731-2107	WASHER ; SPRING A8	-	-	3	3	3	3				
1110	65.05701-5582	PIPE ; OIL	-	-	-	-	1	1				
-	65.05701-5815	PIPE ; OIL	-	-	1	1	-	-				
1120	65.05701-5804	PIPE ; OIL	-	-	-	-	1	1				
-	65.05701-5816	PIPE ; OIL	-	-	1	1	-	-				
1130	65.96601-0055	GASKET ; FLANGE	-	-	2	2	2	2				
1140	06.01913-3115	BOLT ASS'Y M8x25	-	-	4	4	4	4				
1150	65.05740-0093	BRACKET ; OIL PIPE	-	-	1	1	1	1				
1160	06.01913-3113	BOLT ASS'Y M8x20	-	-	6	6	6	6				
1170	06.11063-8214	NUT ; HEX. M8	-	-	4	4	4	4				
1180	65.97480-0422	HOLDER	-	-	1	1	1	1				



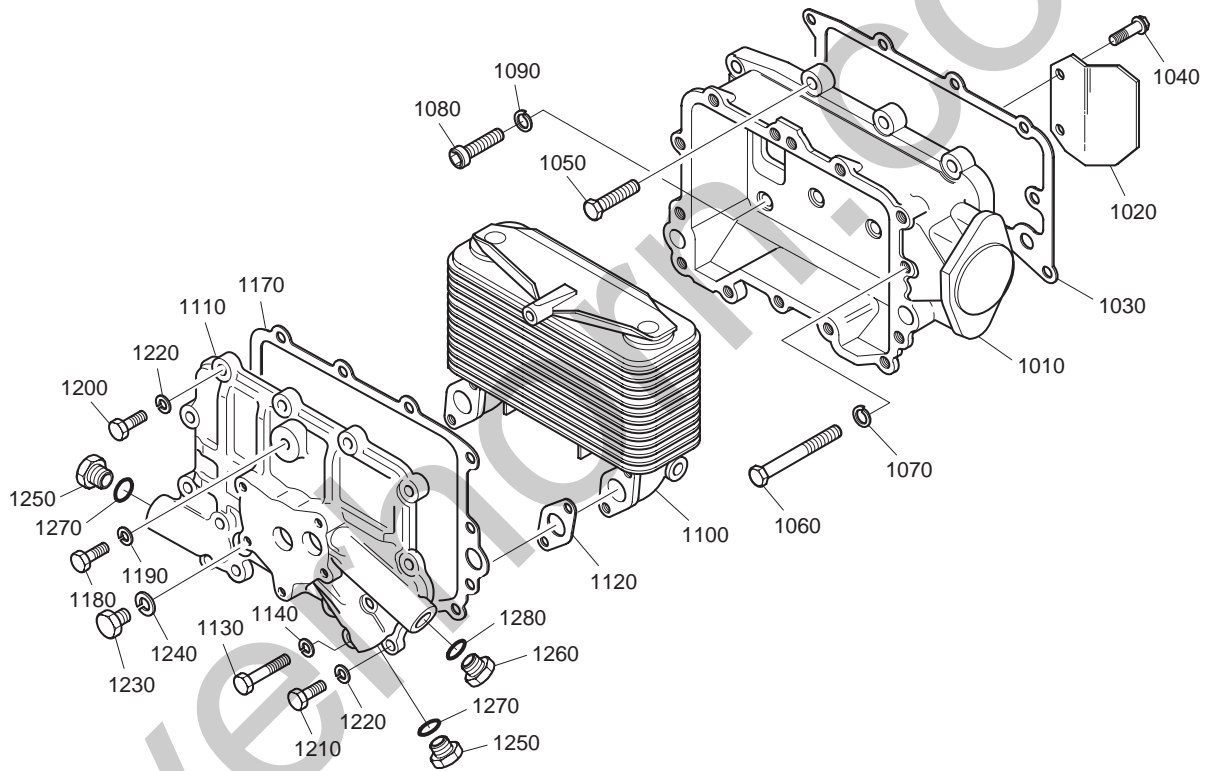
Fig.043 OIL FILTER



### Fig.043 OIL FILTER

Key No.	Part No.	Description	Q'ty						S.C	ICA	Serial No.	Remarks
			P158LE		P180LE		P222LE					
			E A Z O A	E A Z O G	E A S O A	E A S O E	E A Y O A	E A Y O E				
1020	65.05501-7054	HEAD ; OIL FILTER	1	1	1	1	1	1				
1030	65.05510-5020A	CARTRIDGE ; OIL FILTER	2	2	2	2	2	2				
1040	65.05901A0080	GASKET ; OIL FILTER	1	1	1	1	1	1				
1050	06.01013-9237	BOLT ; HEX. M10x125	4	4	4	4	4	4				
1060	06.01284-7223	BOLT ; HEX. M10x60	1	1	1	1	1	1				
1070	06.15010-2312	WASHER 10.5	5	5	5	5	5	5				
1080	06.16731-2108	WASHER ; SPRING A10	5	5	5	5	5	5				

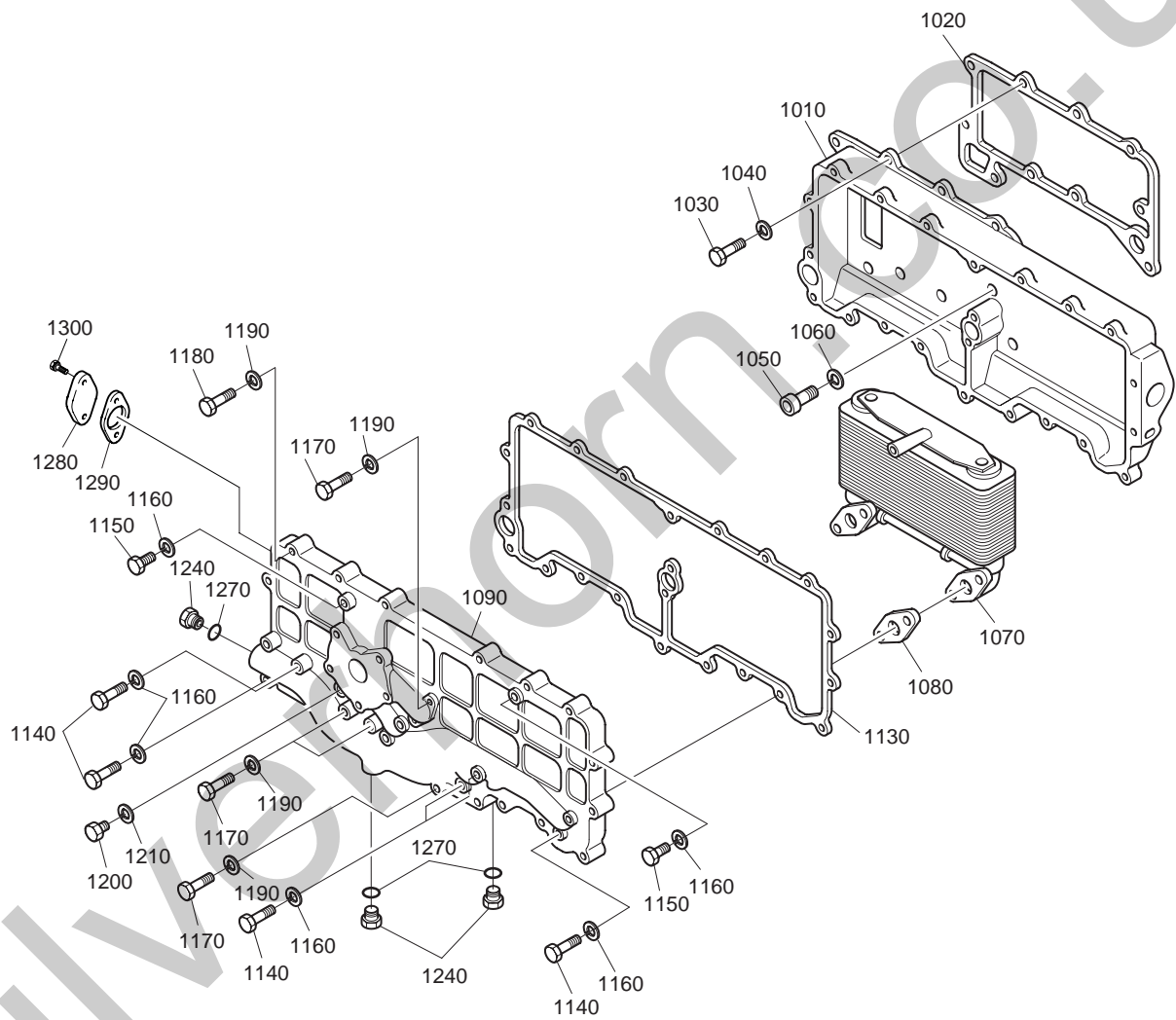
Fig.044 OIL COOLER(1)



**Fig.044 OIL COOLER(1)**

Key No.	Part No.	Description	Q'ty						S.C	ICA	Serial No.	Remarks
			P158LE		P180LE		P222LE					
			E A Z O A	E A Z O G	E A S O A	E A S O E	E A Y O A	E A Y O E				
1010	65.05604-0018	HOUSING ; OIL COOLER	1	1	1	1	-	-				
1020	65.05604-0012	PLATE ; OIL COOLER	1	1	1	1	-	-				
1030	65.05901-0014	GASKET ; OIL FILTER	1	1	1	1	-	-				
1040	06.01283-7113	BOLT ; HEX. M8x20	2	2	2	2	-	-				
1050	06.01284-7218	BOLT ; HEX. M10x35	6	6	6	6	-	-				
1060	06.01014-9226	BOLT ; HEX.	1	1	1	1	-	-				
1070	06.16731-2108	WASHER ; SPRING A10	1	1	1	1	-	-				
1080	65.90030-0001	BOLT ; SOCKET HEAD	3	3	3	3	-	-				
1090	65.90701-0091	WASHER ; PLAIN 10.5	3	3	3	3	-	-				
1100	65.05601-7135	OIL COOLER ASS'Y	1	1	1	1	-	-				
1110	65.05605-0025A	HEAD ; OIL COOLER	1	1	1	1	-	-				
1120	65.96601-0221B	GASKET ; FLANGE	2	2	2	2	-	-				
1130	06.01013-9116	BOLT ; HEX. M8x55	2	2	2	2	-	-				
1140	06.16044-0210	WASHER ; SPRING	4	4	4	4	-	-				
1170	65.05902A0038	GASKET ; OIL COOLER	1	1	1	1	-	-				
1180	06.01283-7111	BOLT ; HEX. M8x16	1	1	1	1	-	-				
1190	06.16044-0210	WASHER ; SPRING	1	1	1	1	-	-				
1200	06.01284-7117	BOLT ; HEX. M8x30	12	12	12	12	-	-				
1210	06.01284-7115	BOLT ; HEX. M8x1.25x25	1	1	1	1	-	-				
1220	06.16044-0210	WASHER ; SPRING	13	13	13	13	-	-				
1230	65.90310-0135	SCREW ; PLUG	1	1	1	1	-	-				
1240	06.56190-0706	RING ; SEAL A14x20	1	1	1	1	-	-				
1250	65.90310-0133	SCREW ; PLUG	2	2	2	2	-	-				
1260	65.90310-0134	SCREW ; PLUG	1	1	1	1	-	-				
1270	06.56190-0726	RING ; SEAL A26x31	2	2	2	2	-	-				
1280	06.56190-0732	RING ; SEAL A30x36	1	1	1	1	-	-				

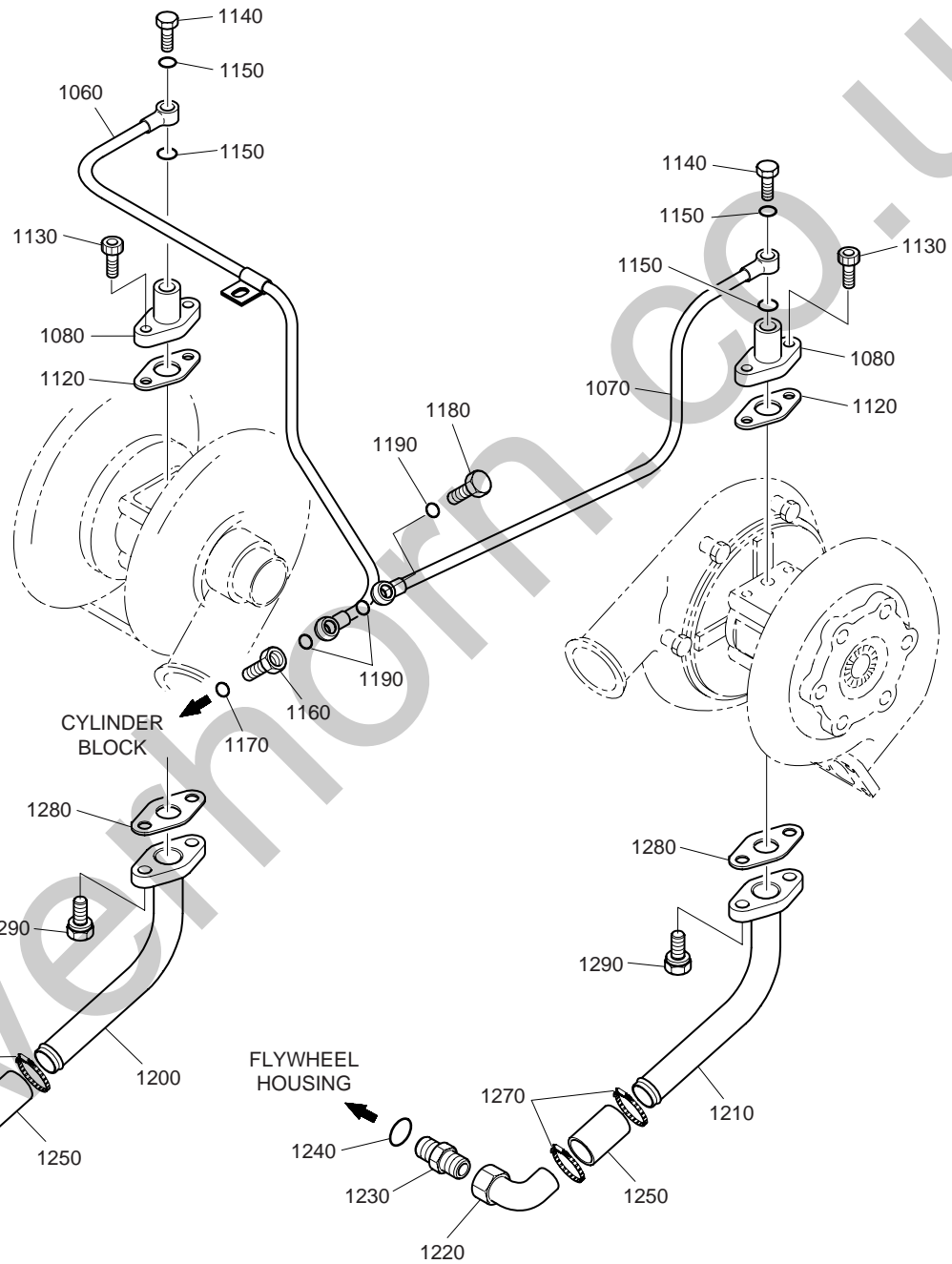
Fig.045 OIL COOLER(2)



**Fig.045 OIL COOLER(2)**

Key No.	Part No.	Description	Q'ty						S.C	ICA	Serial No.	Remarks
			P158LE		P180LE		P222LE					
			E A N Z O A	E A N Z O G	E A S O A	E A S O E	E A Y O A	E A Y O E				
1010	65.05604-0023	HOUSING ; OIL COOLER	-	-	-	-	1	1				
1020	65.05901-0014	GASKET ; OIL FILTER	-	-	-	-	1	1				
1030	06.01284-7218	BOLT ; HEX. M10x35	-	-	-	-	5	5				
1040	06.16044-0211	WASHER ; SPRING	-	-	-	-	5	5				
1050	65.90030-0001	BOLT ; SOCKET HEAD	-	-	-	-	5	5				
1060	65.90701-0091	WASHER ; PLAIN 10.5	-	-	-	-	5	5				
1070	65.05601-7135	OIL COOLER ASS'Y	-	-	-	-	2	2				
1080	65.96601-0221A	GASKET ; FLANGE	-	-	-	-	4	4				
1090	65.05605-0035A	HEAD ; OIL COOLER	-	-	-	-	1	1				
1130	65.05902A0041	GASKET ; OIL COOLER	-	-	-	-	1	1				
1140	06.01013-9116	BOLT ; HEX. M8x55	-	-	-	-	8	8				
1150	06.01283-7111	BOLT ; HEX. M8x16	-	-	-	-	2	2				
1160	06.16044-0210	WASHER ; SPRING	-	-	-	-	10	10				
1170	06.01913-3123	BOLT ; HEX. M8x60	-	-	-	-	5	5				
1180	06.01283-7118	BOLT ; HEX. M8x35	-	-	-	-	17	17				
1190	06.16044-0210	WASHER ; SPRING	-	-	-	-	22	22				
1200	06.08092-2404	SCREW ; PLUG	-	-	-	-	1	1				
1210	06.56190-0706	RING ; SEAL A14x20	-	-	-	-	1	1				
1240	65.90310-0133	SCREW ; PLUG	-	-	-	-	3	3				
1270	06.56190-0726	RING ; SEAL 26x1	-	-	-	-	3	3				
1280	65.91601-0006	COVER	-	-	-	-	1	1				
1290	65.05903-0030	GASKET	-	-	-	-	1	1				
1300	06.01913-3114	BOLT ASS'Y M8x22	-	-	-	-	2	2				

Fig.046 OIL PIPE(TURBO CHARGER)(1)

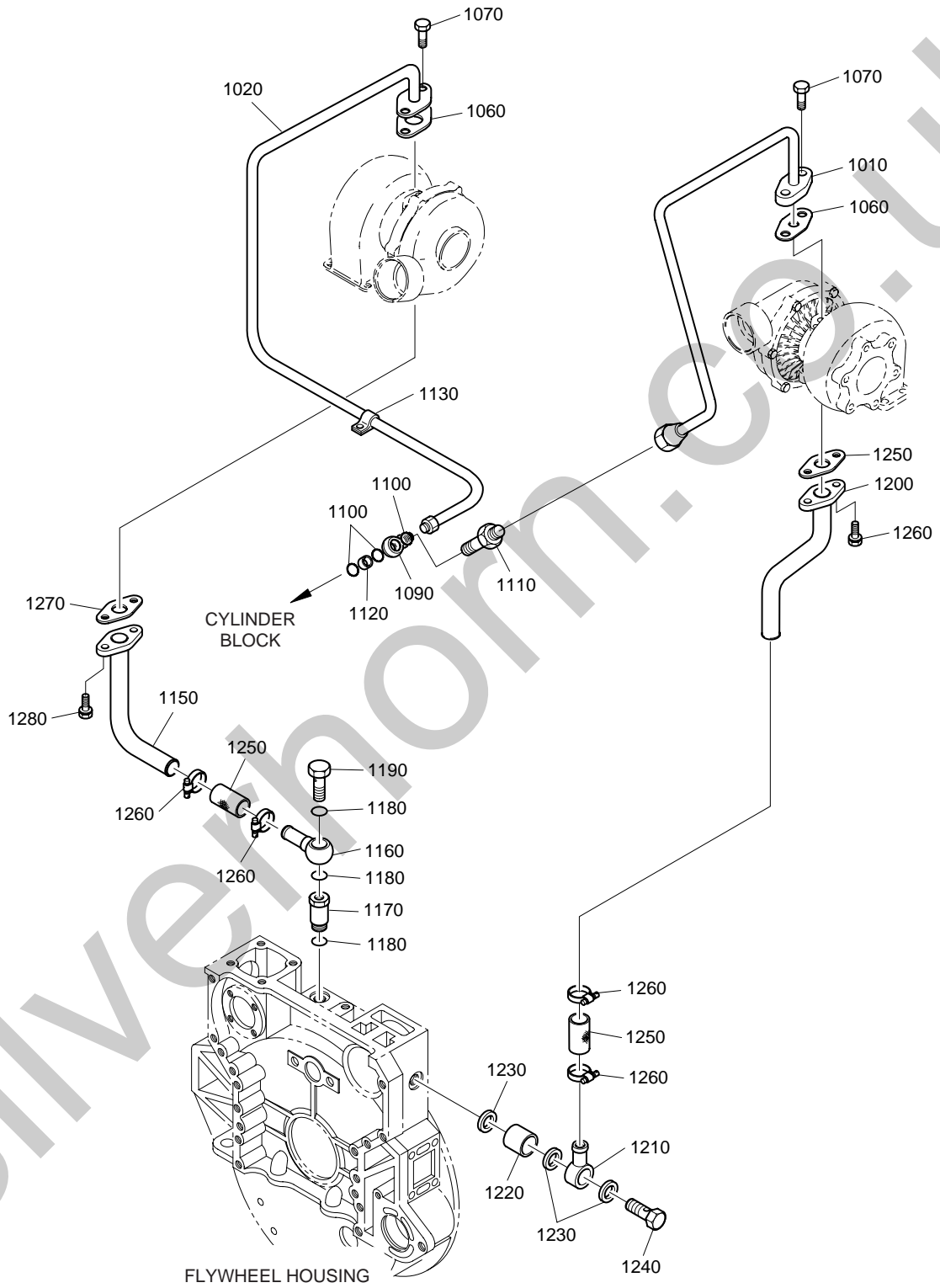


**Fig.046 OIL PIPE(TURBO CHARGER)(1)**

Key No.	Part No.	Description	Q'ty						S.C	ICA	Serial No.	Remarks
			P158LE		P180LE		P222LE					
			E A Z O A	E A Z O G	E A S O A	E A S O E	E A Y O A	E A Y O E				
1060	65.05701-5286A	PIPE ; OIL	1	1	-	-	-	-				
1070	65.05701-5208	PIPE ; OIL	1	1	-	-	-	-				
1080	65.98131-5003	NIPPLE	2	2	-	-	-	-				
1120	65.96601-0046A	GASKET ; FLANGE	2	2	-	-	-	-				
1130	06.02090-0410	BOLT ; SOCKET HEAD	4	4	-	-	-	-				
1140	06.78144-2403	SCREW ; HOLLOW M12x1.5	2	2	-	-	-	-				
1150	06.56190-0704	RING ; SEAL A12x18	4	4	-	-	-	-				
1160	65.98130-0079	ADAPTER	1	1	-	-	-	-				
1170	06.56190-0705	RING ; SEAL A14x18	1	1	-	-	-	-				
1180	65.98150-0031	SCREW ; HOLLOW	1	1	-	-	-	-				
1190	06.56190-0704	RING ; SEAL A12x18	3	3	-	-	-	-				
1200	65.05701-5207	PIPE ; OIL	1	1	-	-	-	-				
1210	65.05701-5206	PIPE ; OIL	1	1	-	-	-	-				
1220	65.05701-5175	PIPE ; OIL	1	1	-	-	-	-				
1230	65.98130-0068	ADAPTER	1	1	-	-	-	-				
1240	06.56190-0728	RING ; SEAL A26x32	1	1	-	-	-	-				
1250	65.96301-0382	HOSE ; SILICON RUBBER	2	2	-	-	-	-				
1270	06.67020-0106	CLAMP ; HOSE	4	4	-	-	-	-				
1280	65.96601-0045A	GASKET ; FLANGE	2	2	-	-	-	-				
1290	06.01913-3114	BOLT ASS'Y M8x22	4	4	-	-	-	-				



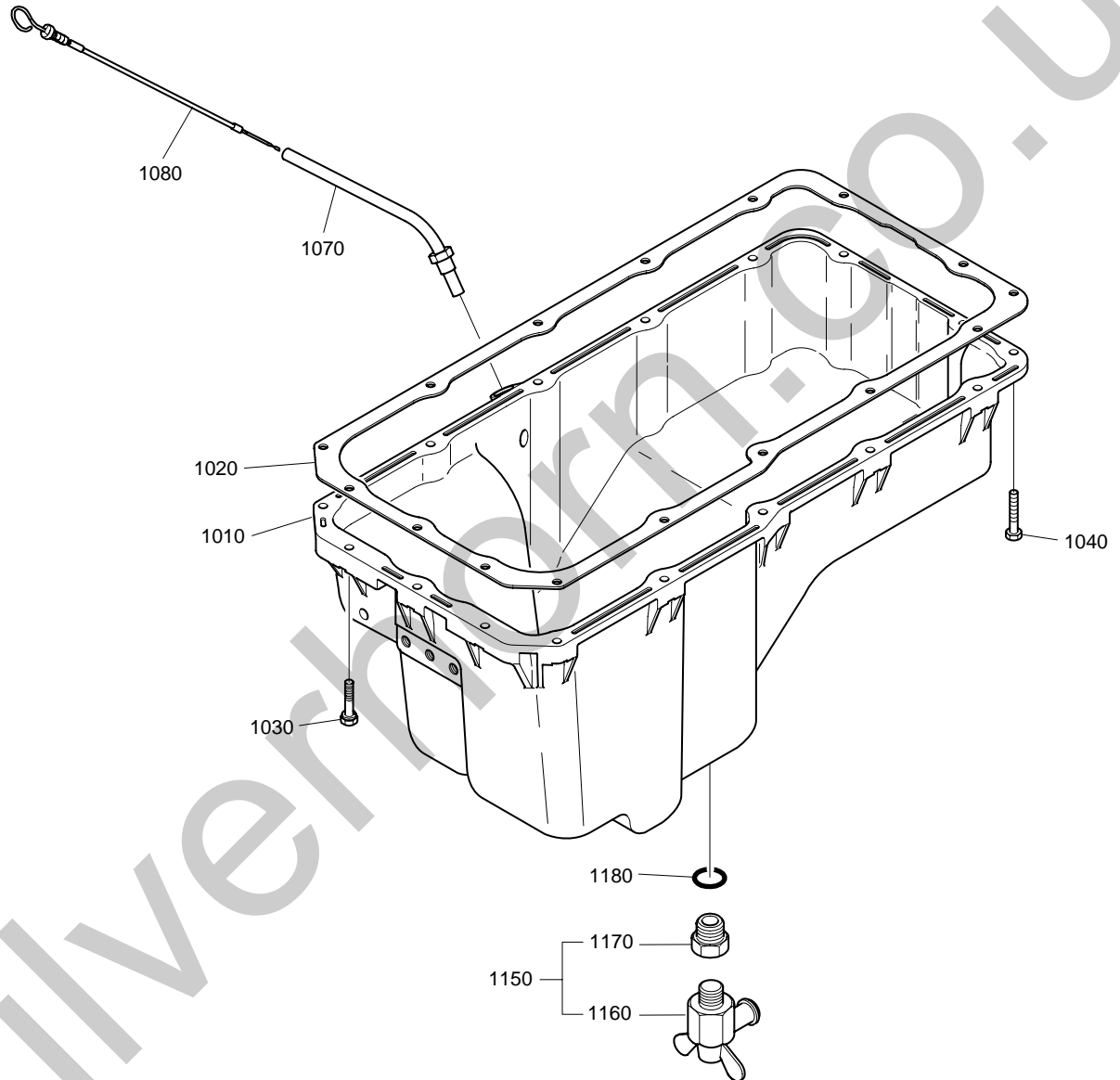
Fig.047 OIL PIPE(TURBO CHARGER)(2)



**Fig.047 OIL PIPE(TURBO CHARGER)(2)**

Key No.	Part No.	Description	Q'ty						S.C	ICA	Serial No.	Remarks
			P158LE		P180LE		P222LE					
			E A N Z O A	E A N Z O G	E A S O A	E A S O E	E A Y O A	E A Y O E				
1010	65.05701-6108	PIPE ; OIL	-	-	1	1	1	1				
1020	65.05701-6081	PIPE ; OIL	-	-	1	1	1	1				
1060	65.96601-0046A	GASKET ; FLANGE	-	-	2	2	2	2				
1070	06.01913-3114	BOLT ASS'Y M8x22	-	-	4	4	4	4				
1090	65.98103-0020A	UNION ; BANJO	-	-	1	1	1	1				
1100	06.56190-0706	RING ; SEAL A14x20	-	-	3	3	3	3				
1110	65.98150-0044A	SCREW ; HOLLOW	-	-	1	1	1	1				
1120	65.91701-0086	SPACER	-	-	1	1	1	1				
1130	65.97401-0110A	CLIP ; PIPE	-	-	1	1	1	1				
1150	65.05701-5431	PIPE ; OIL	-	-	1	1	1	1				
1160	65.05701-5216	PIPE ; OIL	-	-	1	1	1	1				
1170	65.98130-0195	ADAPTER	-	-	1	1	1	1				
1180	06.56190-0728	RING ; SEAL A26x32	-	-	3	3	3	3				
1200	65.05701-5412	PIPE ; OIL	-	-	1	1	1	1				
1190	06.78140-2408	SCREW ; HOLLOW	-	-	1	1	1	1				
1210	65.05701-5216	PIPE ; OIL	-	-	1	1	1	1				
1220	65.90710-0230	SPACER	-	-	1	1	1	1				
1230	06.56190-0728	RING ; SEAL A26x32	-	-	3	3	3	3				
1240	65.98150-0085A	SCREW ; HOLLOW	-	-	1	1	1	1				
1250	65.96301-0382	HOSE ; SILICON RUBBER	-	-	2	2	2	2				
1260	06.67020-0106	CLAMP ; HOSE	-	-	4	4	4	4				
1270	65.96601-0045A	GASKET ; FLANGE	-	-	2	2	2	2				
1280	06.01913-3114	BOLT ASS'Y M8x22	-	-	4	4	4	4				

Fig.048 OIL PAN(1)

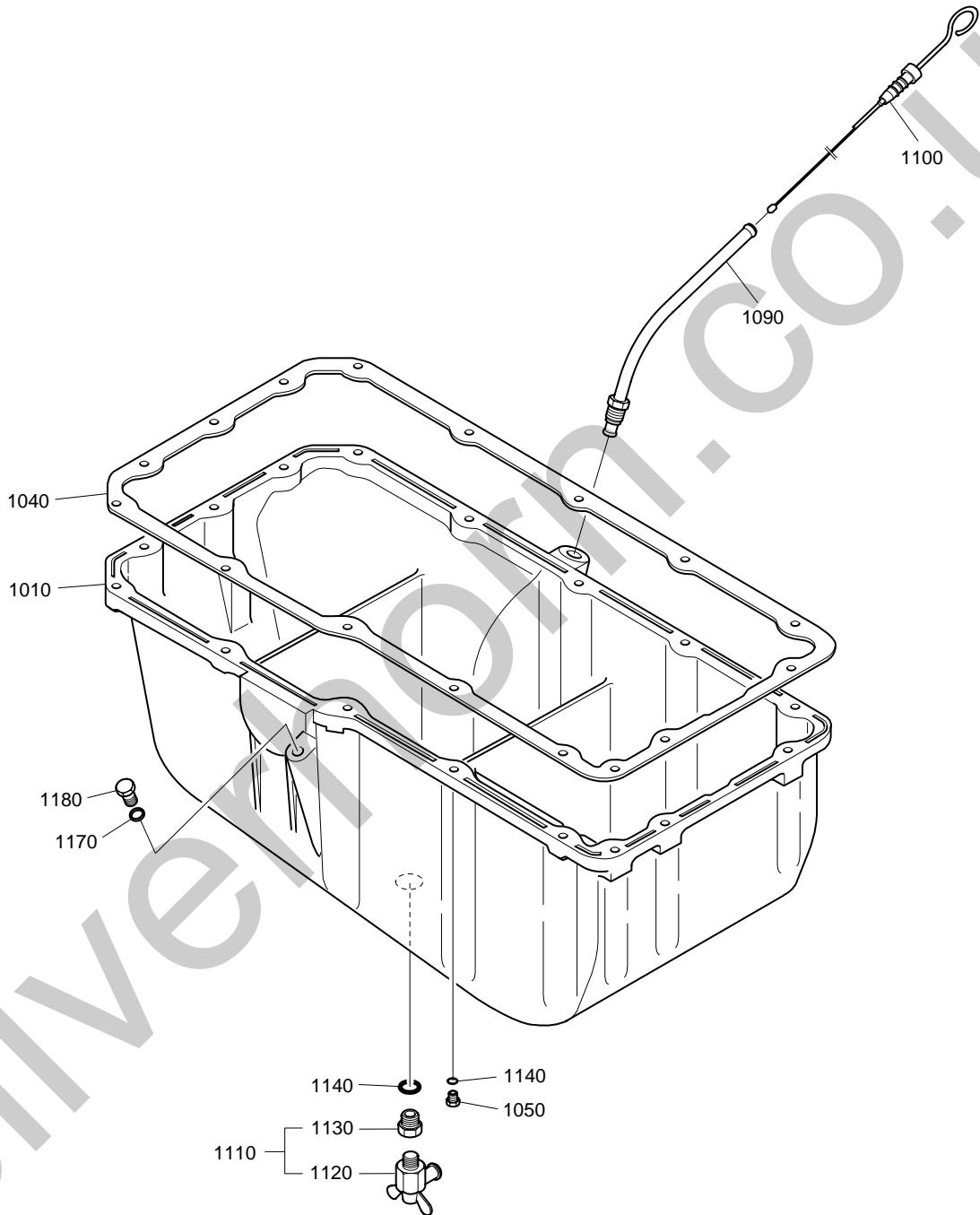


**Fig.048 OIL PAN(1)**

Key No.	Part No.	Description	Q'ty						S.C	ICA	Serial No.	Remarks
			P158LE		P180LE		P222LE					
			E A Z O A	E A Z O G	E A S O A	E A S O E	E A Y O A	E A Y O E				
1010	65.05801-5210	PAN ; OIL	1	1	-	-	-	-				
1020	65.05904A0092	GASKET ; OIL PAN	1	1	-	-	-	-				
1030	06.01923-3118	BOLT ASS'Y M8x35	6	6	-	-	-	-				
1040	06.01923-3119	BOLT ; HEX. M8x40	10	10	-	-	-	-				
1070	65.05806-6081	GUIDE TUBE ; OIL LEVEL GAUGE	1	1	-	-	-	-				
1080	65.05805-5162	GAUGE ; OIL LEVEL	1	1	-	-	-	-				
1150	65.98125-5011	DRAIN JOINT ASS'Y	1	1	-	-	-	-				
1160	65.98125-5010	· JOINT ; DRAIN	1	1	-	-	-	-				
1170	65.98130-0006	· ADAPTER	1	1	-	-	-	-				
1180	06.56190-0732	RING ; SEAL A30x36	1	1	-	-	-	-				



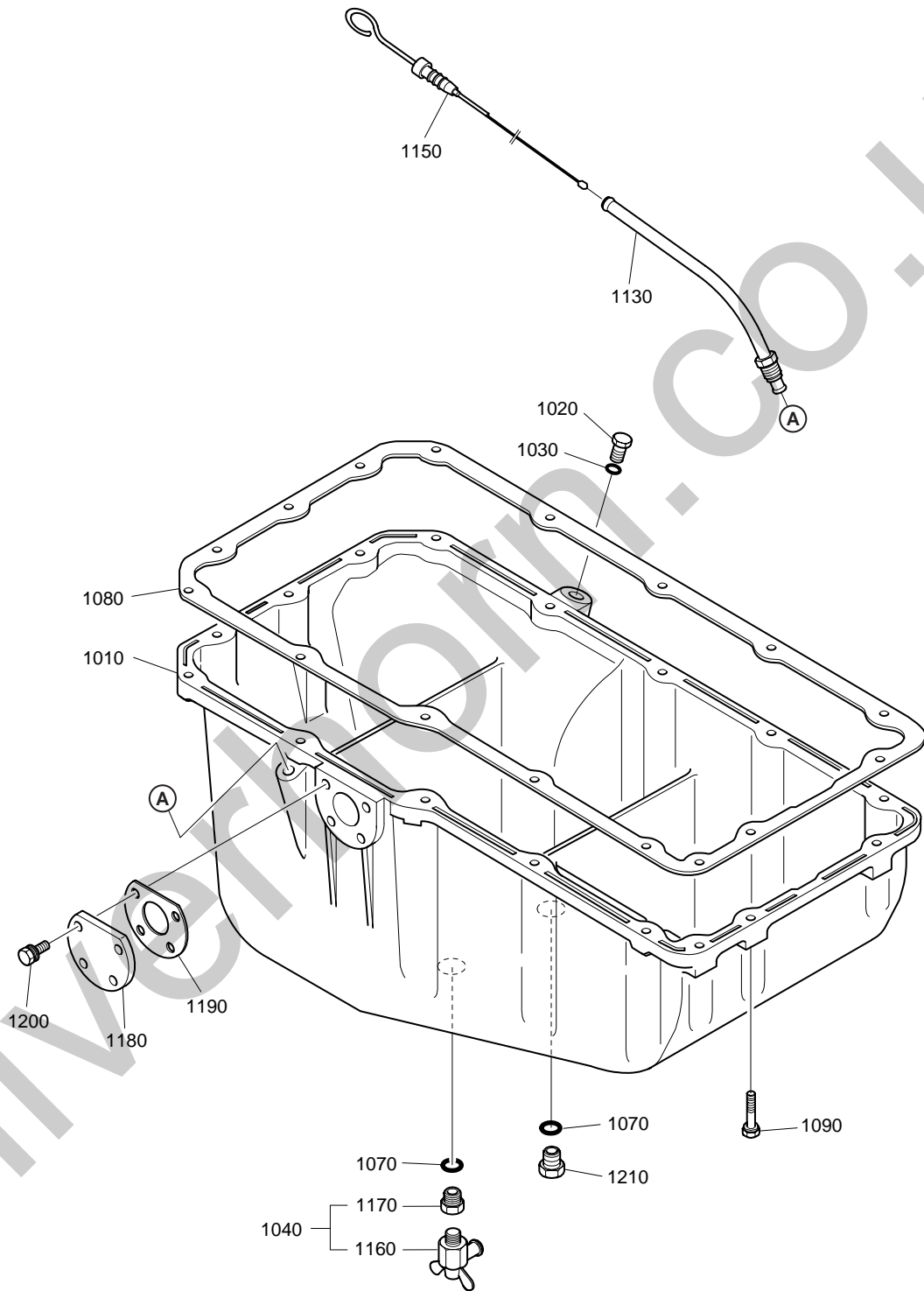
Fig.049 OIL PAN(2)



**Fig.049 OIL PAN(2)**

Key No.	Part No.	Description	Q'ty						S.C	ICA	Serial No.	Remarks
			P158LE		P180LE		P222LE					
			E A N O A	E A N O G	E A S O A	E A S O E	E A Y O A	E A Y O E				
1010	65.05801-5214	PAN ; OIL	-	-	1	1	-	-				
1040	65.05904A0093	GASKET ; OIL PAN	-	-	1	1	-	-				
1050	06.01933-3118	BOLT ASS'Y M8x35	-	-	18	18	-	-				
1090	65.05806-6085	GUIDE TUBE ; OIL LEVEL GAUGE	-	-	1	1	-	-				
1100	65.05805-5162	GAUGE ; OIL LEVEL	-	-	1	1	-	-				
1110	65.98125-5012	DRAIN JOINT ASS'Y	-	-	1	1	-	-				
1120	65.98125-5010	· JOINT ; DRAIN	-	-	1	1	-	-				
1130	65.98130-0009	· ADAPTER	-	-	1	1	-	-				
1140	06.56190-0728	RING ; SEAL A18x24	-	-	1	1	-	-				
1170	06.56190-0713	RING ; SEAL A26x32	-	-	1	1	-	-				
1180	65.90310-0131	SCREW ; PLUG	-	-	1	1	-	-				

Fig.050 OIL PAN(3)

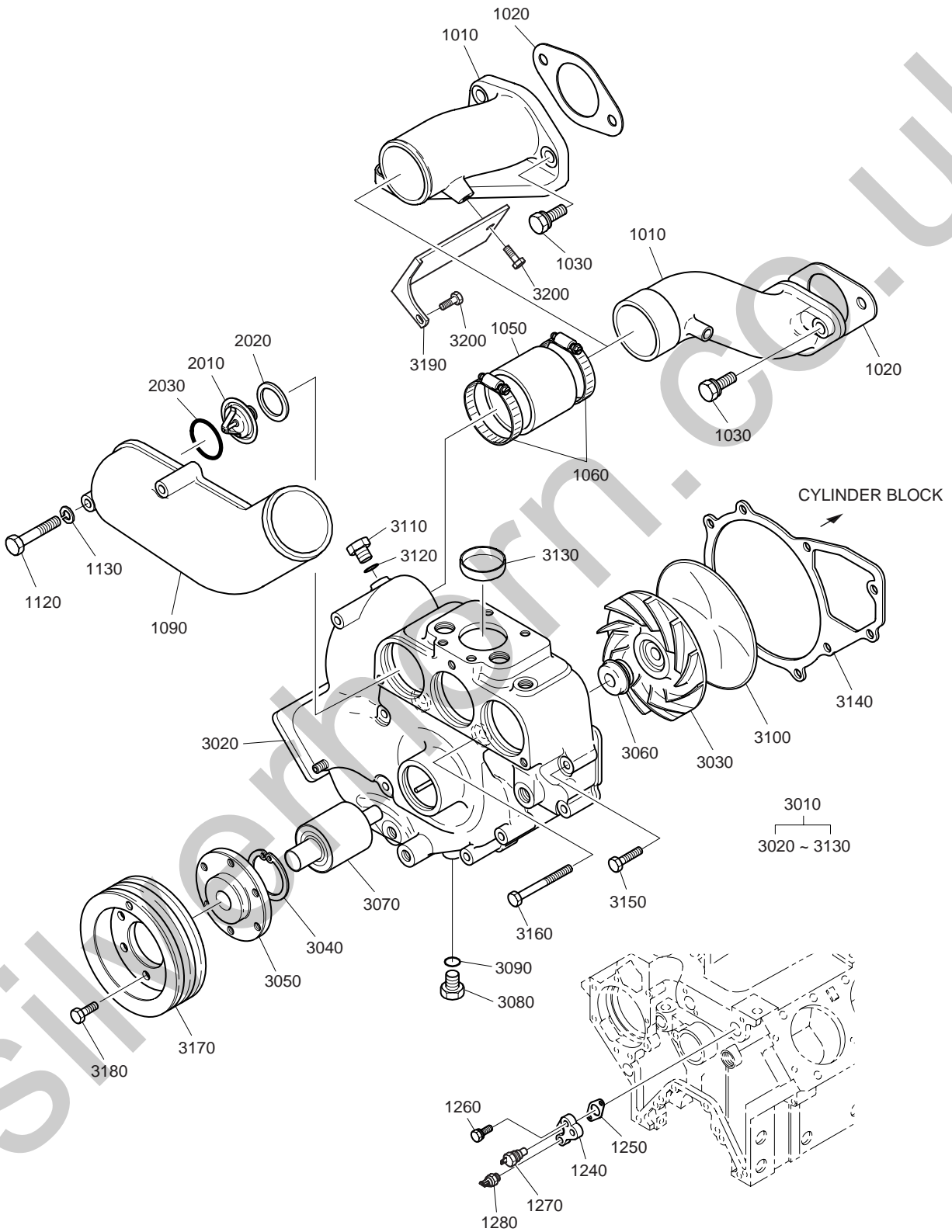


**Fig.050 OIL PAN(3)**

Key No.	Part No.	Description	Q'ty						S.C	ICA	Serial No.	Remarks
			P158LE		P180LE		P222LE					
			E A N O A	E A N O G	E A S O A	E A S O E	E A Y O A	E A Y O E				
1010	65.05801-5125	PAN ; OIL	-	-	-	-	1	1				
1020	65.90310-0131	SCREW ; PLUG M18x1.5	-	-	-	-	1	1				
1030	06.56190-0713	RING ; SEAL A18x24	-	-	-	-	1	1				
1040	65.98125-5012	DRAIN JOINT ASS'Y	-	-	-	-	1	1				
1160	65.98125-5010	· JOINT ; DRAIN	-	-	-	-	1	1				
1170	65.98130-0009	· ADAPTER	-	-	-	-	1	1				
1070	06.56190-0728	RING ; SEAL A26x32	-	-	-	-	2	2				
1080	65.05904-0105B	GASKET ; OIL PAN	-	-	-	-	1	1				
1090	06.01933-3118	BOLT ASS'Y M8x35	-	-	-	-	20	20				
1130	65.05806-6085	GUIDE TUBE ; OIL LEVEL GAUGE	-	-	-	-	1	1				
1150	65.05805-5162	GAUGE ; OIL LEVEL	-	-	-	-	1	1				
1180	65.98112-0031	FLANGE	-	-	-	-	1	1				
1190	65.05901A0019	GASKET ; OIL FILTER	-	-	-	-	1	1				
1200	06.01913-3217	BOLT ASS'Y M10x30	-	-	-	-	4	4				
1210	65.90310-0139	SCREW ; PLUG	-	-	-	-	1	1				



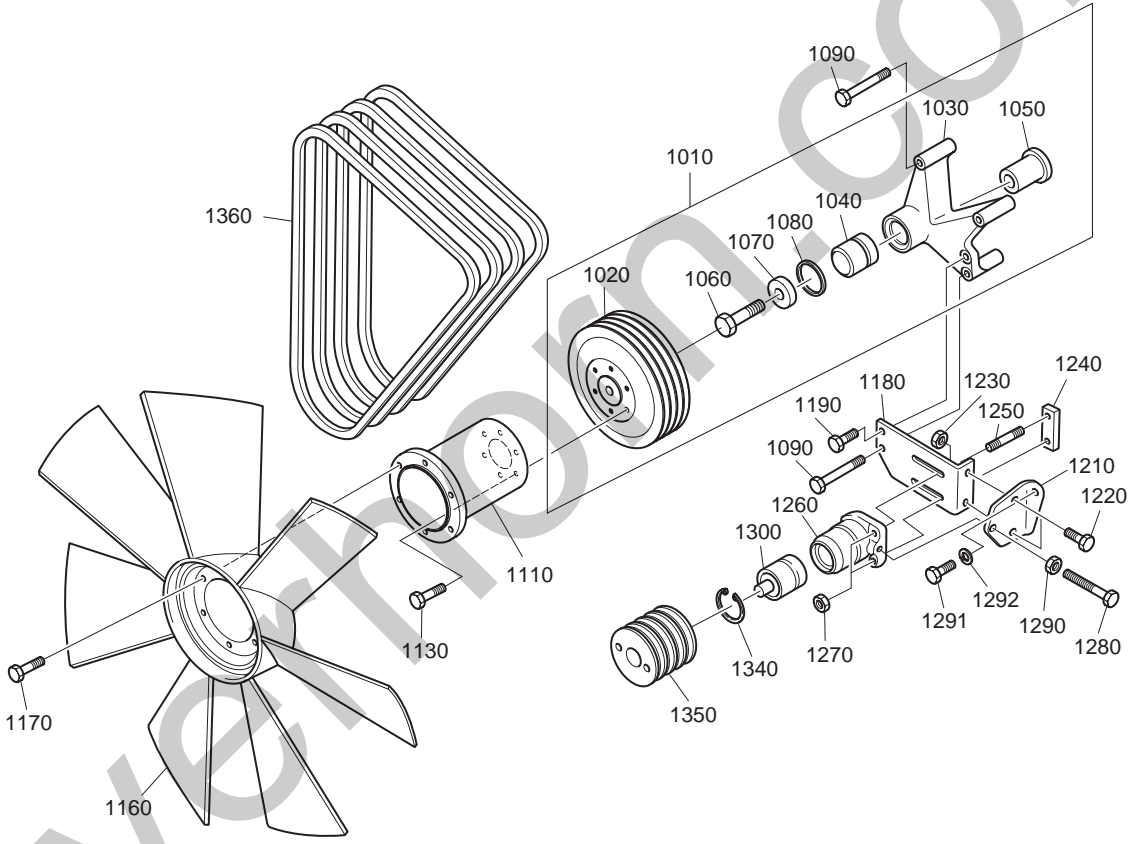
**Fig.051 COOLING WATER PIPE**



**Fig.051 COOLING WATER PIPE**

Key No.	Part No.	Description	Q'ty						S.C	ICA	Serial No.	Remarks
			P158LE		P180LE		P222LE					
			E A Z O A	E A Z O G	E A S O A	E A S O E	E A Y O A	E A Y O E				
1010	65.06301-0678	PIPE ; COOLING WATER	1	1	-	-	-	-				
-	65.06301-0158	PIPE ; COOLING WATER	-	-	1	1	-	-				
-	65.06301-0163	PIPE ; COOLING WATER	-	-	-	-	1	1				
1020	65.06903B0010	GASKET ; WATER PIPE	1	1	1	1	1	1				
1030	06.01913-3318	BOLT ASS'Y M12x35	2	2	2	2	4	4				
1050	65.96301-0270	HOSE ; RUBBER	1	1	1	1	1	1				
1060	06.67020-0115	CLAMP ; HOSE	2	2	2	2	2	2				
1090	65.06301-0368	PIPE ; COOLING WATER	1	1	1	1	1	1				
1120	06.01014-9117	BOLT ; HEX. M8x60	3	3	3	3	3	3				
1130	06.16044-0210	WASHER ; SPRING	3	3	3	3	3	3				
1240	65.06312-0008	FLANGE	1	1	1	1	1	1				
1250	65.96601-0054	GASKET ; FLANGE	1	1	1	1	1	1				
1260	06.01913-3220	BOLT ASS'Y M10x30	2	2	2	2	2	2				
1270	65.27405-5005	SENDER ; THERMOSTAT	1	1	1	1	1	1				
1280	66.27435-6008	SWITCH ; WATER TEMPERATURE	1	1	1	1	1	1				
2010	51.06402-0062	ELEMENT ; THERMOSTAT	3	3	3	3	3	3				
2020	06.56342-1208	O-RING 60x4	3	3	3	3	3	3				
2030	65.06901A0069	GASKET ; THERMOSTAT	3	3	3	3	3	3				
3010	65.06500-6148	WATER PUMP ASS'Y	1	1	1	1	1	1				
3020	65.06501-0082	· HOUSING ; WATER PUMP	1	1	1	1	1	1	D			
3030	65.06506-6001	· IMPELLER ; WATER PUMP	1	1	1	1	1	1	D			
3040	06.29020-0132	· RING ; SNAP 55x2	1	1	1	1	1	1	D			
3050	65.06504-0014	· HUB ; V-VELT PULLEY	1	1	1	1	1	1	D			
3060	65.06520-6007	· SEAL ; WATER PUMP	1	1	1	1	1	1	D			
3070	65.93410-0024	· BEARING ; UNIT	1	1	1	1	1	1	D			
3080	06.08092-2405	· SCREW ; PLUG M14x1.5	1	1	1	1	1	1	D			
3090	06.56190-0709	· RING ; SEAL A14x18	1	1	1	1	1	1	D			
3100	65.06512-0017	· COVER ; WATER PUMP	1	1	1	1	1	1	D			
3110	06.08092-2404	· SCREW ; PLUG M16x1	1	1	1	1	1	1	D			
3120	06.56190-0706	· RING ; SEAL A16x22	1	1	1	1	1	1	D			
3130	65.90302-0026	· PLUG ; CORE	1	1	1	1	1	1	D			
3140	65.06901A0074	GASKET ; WATER PUMP	1	1	1	1	1	1				
3150	06.01913-3128	BOLT ; HEX. M8x85	3	3	3	3	3	3				
3160	06.01923-3122	BOLT ASS'Y M8x55	3	3	3	3	3	3				
3170	65.06503-0168	PULLEY ; V-BELT	1	1	1	-	1	1				
-	65.06503-0112	PULLEY ; V-BELT	-	-	-	1	-	-				
3180	06.01913-3110	BOLT ASS'Y M8x12	6	6	6	6	6	6				
3190	65.08120-0038	SCREEN ; HEAT	-	-	-	-	1	1				
3200	06.01283-7111	BOLT ; HEX. M8x16	-	-	-	-	2	2				

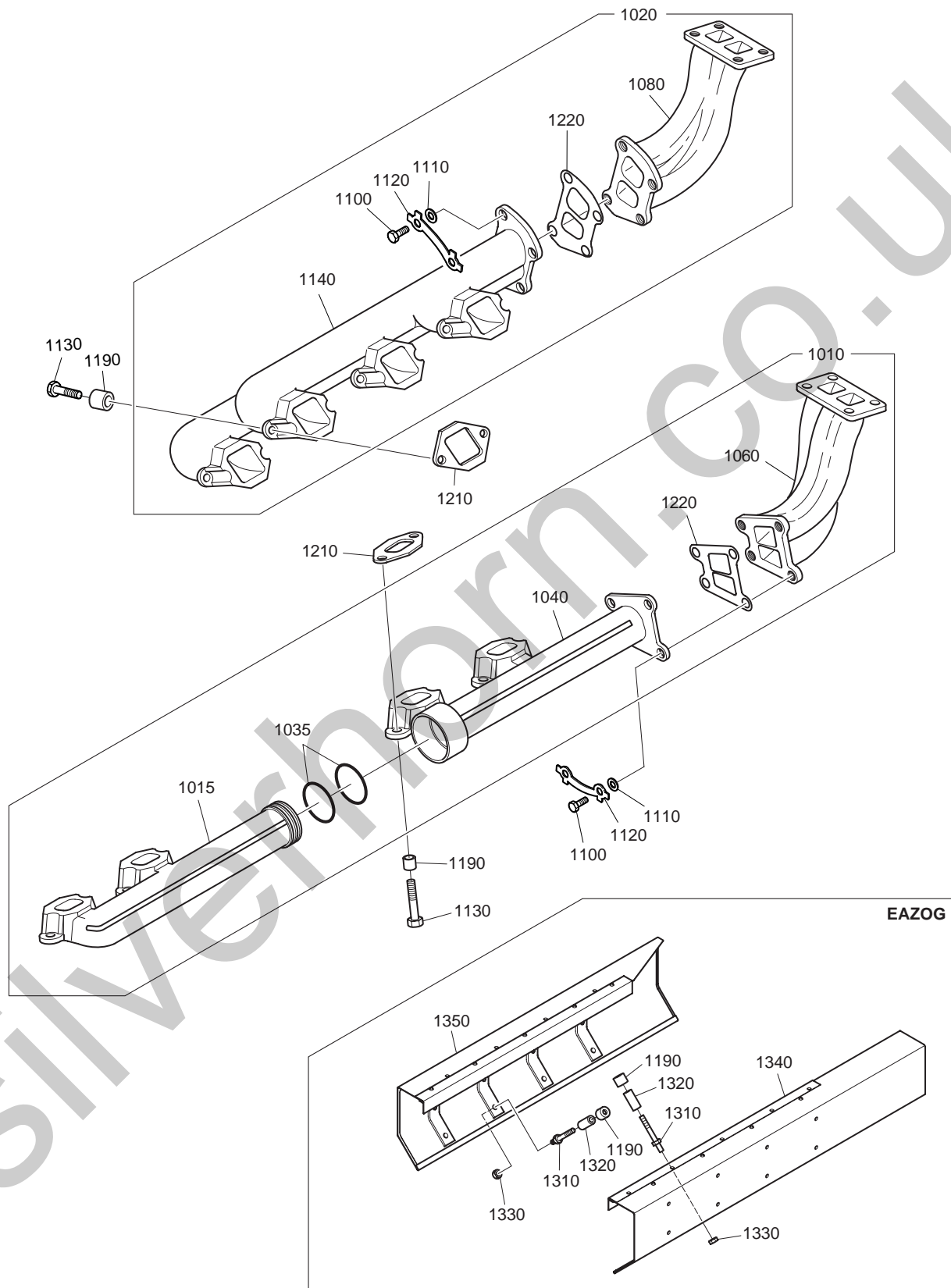
Fig.056 COOLING FAN & MOUNTING



## Fig.056 COOLING FAN & MOUNTING

Key No.	Part No.	Description	Q'ty						S.C	ICA	Serial No.	Remarks
			P158LE		P180LE		P222LE					
			E A Z O A	E A Z O G	E A S O A	E A S O E	E A Y O A	E A Y O E				
1010	65.06602-6005	FAN MOUNTING ASS'Y	1	-	1	-	1	-				
-	65.06602-6006	FAN MOUNTING ASS'Y	-	1	-	1	-	1				
1020	65.06606-0067	· PULLEY ; FAN	1	-	1	-	1	-	D			
-	65.06606-0068	· PULLEY ; FAN	-	1	-	1	-	1	D			
1030	65.06602-0035	· MOUNTING ; FAN	1	1	1	1	1	1	D			
1040	51.93410-0073	· BEARING ; BALL	1	1	1	1	1	1	D			
1050	65.06603-0004	· SHAFT ; FAN	1	1	1	1	1	1	D			
1060	06.01494-4514	· BOLT ; HEX. M16x1.5x65	1	1	1	1	1	1	D			
1070	65.90710-0253	· WASHER ; END COVER	1	1	1	1	1	1	D			
1080	06.29020-0152	· RING ; SNAP	1	1	1	1	1	1	D			
1090	06.01913-3229	BOLT ASS'Y M10x90	2	2	2	2	2	2				
1110	65.06611-5005A	FLANGE ; FAN	1	1	1	1	1	1				
1130	06.01913-3116	BOLT ASS'Y M8x28	6	6	6	6	6	6				
1160	65.06601-5048	FAN ; COOLING	1	1	1	1	1	1				
1170	06.01923-3113	BOLT ASS'Y M8x20	6	6	6	6	6	6				
1180	65.95840-0029	BRACKET ; IDLE PULLEY	1	1	1	1	1	1				
1190	06.01914-3215	BOLT ASS'Y M10x25	1	1	1	1	1	1				
1210	65.95840-0078	BRACKET ; IDLE PULLEY	1	1	1	1	1	1				
1220	06.01284-7218	BOLT ; HEX. M10x35	2	2	2	2	2	2				
1230	06.11063-8215	NUT ; HEX. M10	2	2	2	2	2	2				
1240	65.95840-0079	BRACKET ; IDLE PULLEY	1	1	1	1	1	1				
1250	06.06225-0809	BOLT ; STUD M10x35	2	2	2	2	2	2				
1260	65.95840-0076	BRACKET ; IDLE PULLEY	1	1	1	1	1	1				
1270	06.11063-8215	NUT ; HEX. M10	2	2	2	2	2	2				
1280	06.01283-7231	BOLT ; HEX. M10x100	1	1	1	1	1	1				
1290	06.11250-2106	NUT ; HEX. M10	1	1	1	1	1	1				
1291	06.01283-7517	BOLT ; HEX. M16x30	1	1	1	1	1	1				
1292	06.16731-2111	WASHER ; SPRING	1	1	1	1	1	1				
1300	65.93410-0027	BEARING ; BALL	1	1	1	1	1	1				
1340	06.29020-0132	RING ; SNAP 55x2	1	1	1	1	1	1				
1350	65.95820-0027	PULLEY ; IDLE	1	1	1	1	1	1				
1360	65.96801-0061	V-BELT L=1350	2	-	2	-	2	-				
-	65.96801-0161	V-BELT L=1325	-	2	-	2	-	2				

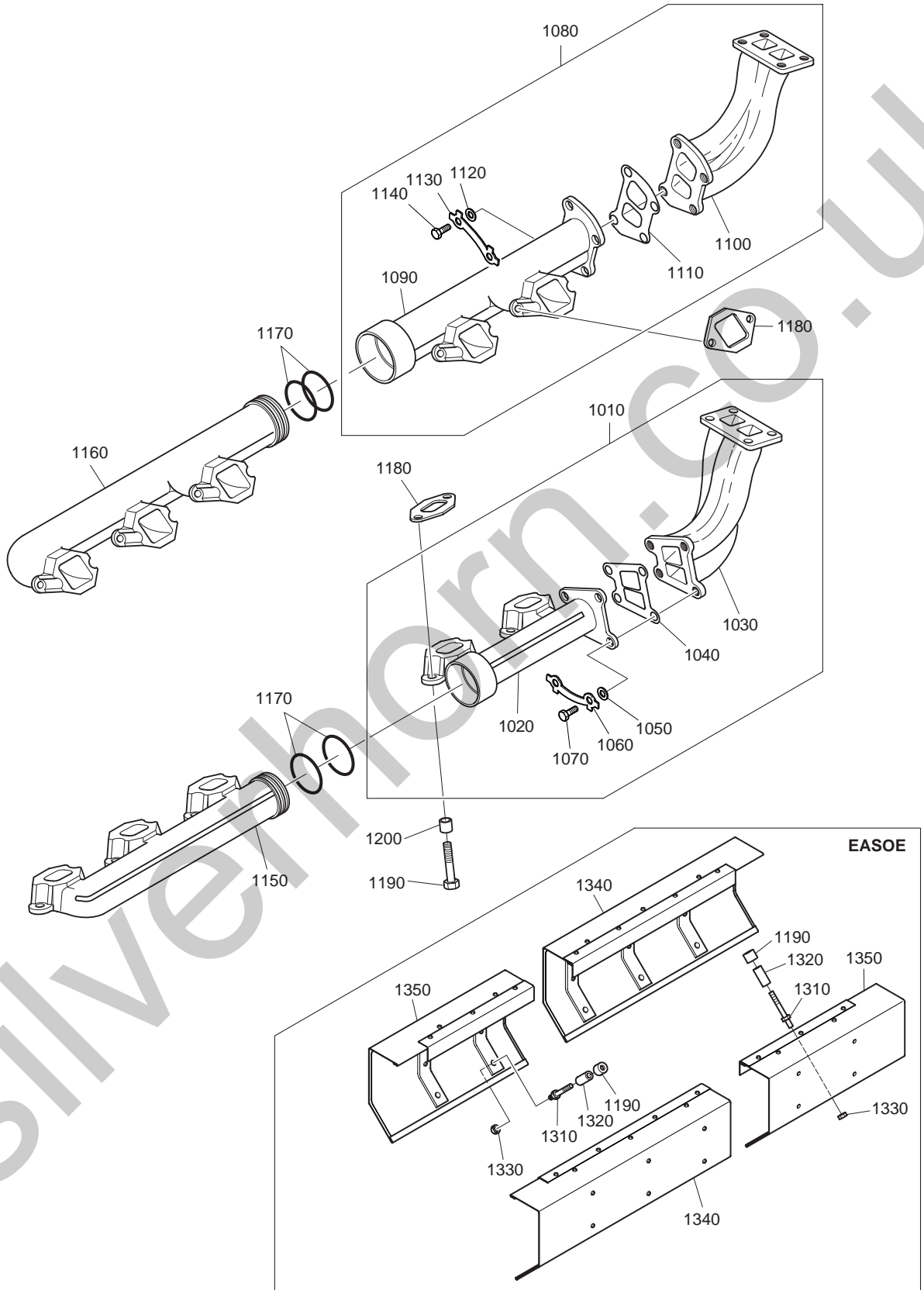
Fig.081 EXHAUST MANIFOLD(1)



**Fig.081 EXHAUST MANIFOLD(1)**

Key No.	Part No.	Description	Q'ty						S.C	ICA	Serial No.	Remarks
			P158LE		P180LE		P222LE					
			E A Z O A	E A Z O G	E A S O A	E A S O E	E A Y O A	E A Y O E				
1010	65.08100-6078	EXHAUST MANIFOLD ASS'Y	1	1	-	-	-	-				
1015	65.08101-0153	MANIFOLD ; EXHAUST(L.H.)	1	1	-	-	-	-				
1020	65.08100-6077	MANIFOLD ; EXHAUST(R.H.)	1	1	-	-	-	-				
1035	65.98701-0005	RING ; INTERMEDIATE	2	2	-	-	-	-				
1040	65.08101-0154	· MANIFOLD ; EXHAUST(L.H.)	1	1	-	-	-	-				
1060	65.08101-0150	· FLANGE ; EXHAUST(L.H.)	1	1	-	-	-	-				
1080	65.08101-0151	· FLANGE ; EXHAUST(R.H.)	1	1	-	-	-	-				
1100	65.90001-0157	· BOLT ; HEX.	8	8	-	-	-	-				
1110	65.90701-0054	· WASHER	8	8	-	-	-	-				
1120	65.90801-0013	· WASHER ; LOCK	4	4	-	-	-	-				
1130	65.90001-0156	BOLT ; HEX.	16	8	-	-	-	-				
1140	65.08101-0152	· MANIFOLD ; EXHAUST(R.H.)	1	1	-	-	-	-				
1190	65.91701-0541	SPACER ; CLAMPING PIECE	16	16	-	-	-	-				
1210	65.08901-0023B	· GASKET ; EXHAUST MANIFOLD	8	-	-	-	-	-				
-	65.08901-0040	· GASKET ; EXHAUST MANIFOLD	-	8	-	-	-	-				
1220	65.08901-0060	· GASKET ; EXHAUST MANIFOLD	2	2	-	-	-	-				
1310	65.90201-0176	BOLT ; SPACER	-	8	-	-	-	-				
1320	65.91701-0533	SPACER	-	8	-	-	-	-				
1330	06.11063-8215	NUT ; HEX. M10	-	8	-	-	-	-				
1340	65.08120-5033A	SCREEN ; HEAT(L.H.)	-	1	-	-	-	-				
1350	65.08120-5034A	SCREEN ; HEAT(R.H.)	-	1	-	-	-	-				

Fig.082 EXHAUST MANIFOLD(2)

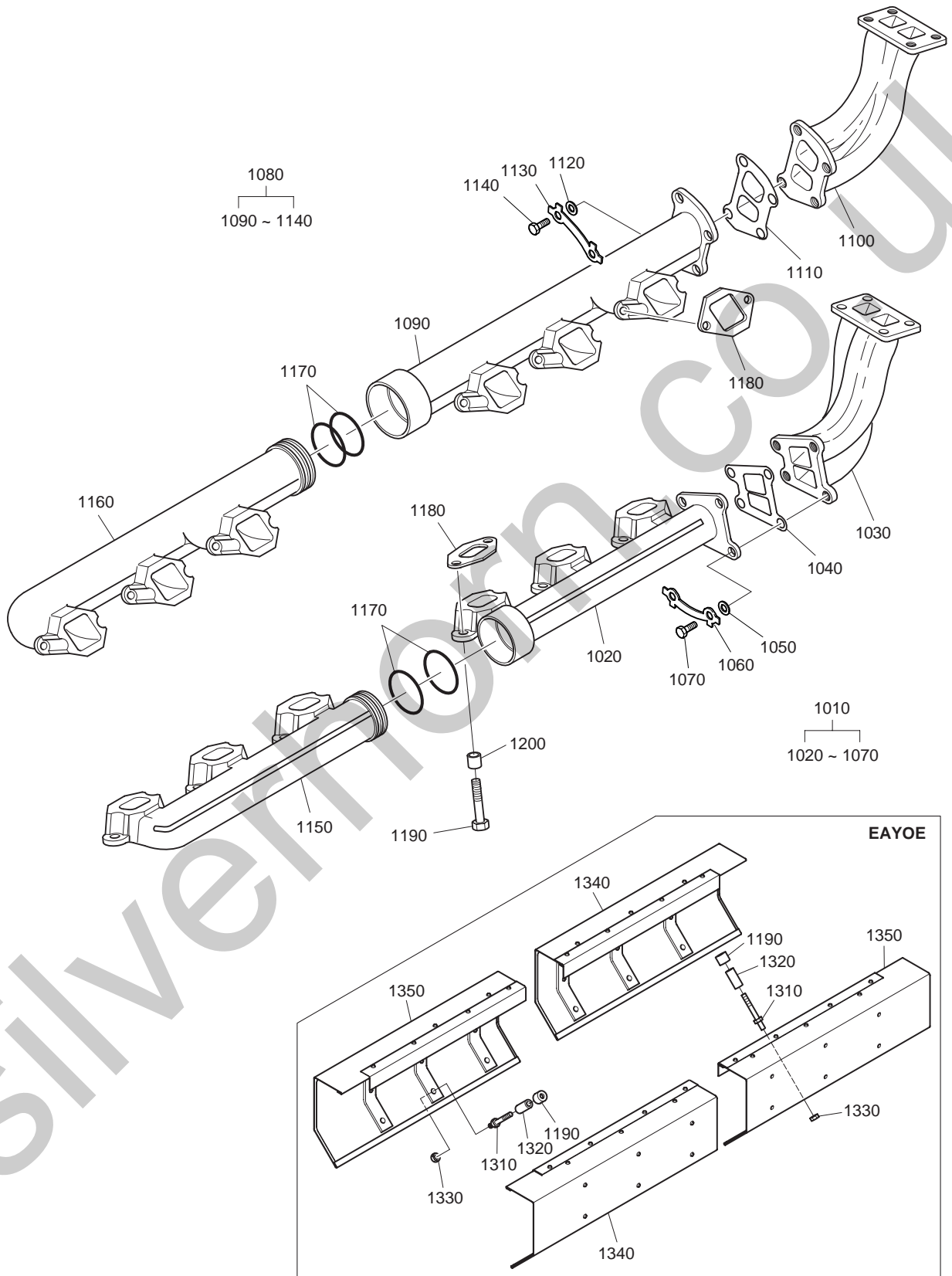


**Fig.082 EXHAUST MANIFOLD(2)**

Key No.	Part No.	Description	Q'ty						S.C	ICA	Serial No.	Remarks
			P158LE		P180LE		P222LE					
			E A N Z O A	E A N Z O G	E A S O A	E A S O E	E A Y O A	E A Y O E				
1010	65.08100-6065	EXHAUST MANIFOLD ASS'Y	-	-	1	1	-	-				
1020	65.08101-0132	· MANIFOLD ; EXHAUST	-	-	1	1	-	-				
1030	65.08101-0138	· MANIFOLD ; EXHAUST	-	-	1	1	-	-				
1040	65.08901-0060	· GASKET ; EXHAUST MANIFOLD	-	-	1	1	-	-				
1050	65.90701-0054	· WASHER	-	-	4	4	-	-				
1060	65.90801-0013	· WASHER ; LOCK	-	-	2	2	-	-				
1070	65.90001-0157	· BOLT ; HEX.	-	-	4	4	-	-				
1080	65.08100-6067	EXHAUST MANIFOLD ASS'Y	-	-	1	1	-	-				
1090	65.08101-0490	· MANIFOLD ; EXHAUST	-	-	1	1	-	-				
1100	65.08101-0136	· MANIFOLD ; EXHAUST	-	-	1	1	-	-				
1110	65.08901-0060	· GASKET ; EXHAUST MANIFOLD	-	-	1	1	-	-				
1120	65.90701-0054	· WASHER	-	-	4	4	-	-				
1130	65.90801-0013	· WASHER ; LOCK	-	-	2	2	-	-				
1140	65.90001-0157	· BOLT ; HEX.	-	-	4	4	-	-				
1150	65.08101-0491	MANIFOLD ; EXHAUST	-	-	1	1	-	-				
1160	65.08101-0489	MANIFOLD ; EXHAUST	-	-	1	1	-	-				
1170	65.98701-0005	GASKET ; METAL	-	-	4	4	-	-				
1180	65.08901-0023B	GASKET ; EXHAUST MANIFOLD	-	-	10	-	-	-				
-	65.08901-0040	GASKET ; EXHAUST MANIFOLD	-	-	-	10	-	-				
1190	65.90001-0156	BOLT ; HEX.	-	-	20	10	-	-				
1200	65.91701-0541	SPACER ; CLAMPING PIECE	-	-	20	20	-	-				
1310	65.90201-0176	BOLT ; SPACER	-	-	-	10	-	-				
1320	65.91701-0533	SPACER	-	-	-	10	-	-				
1330	06.11063-8215	NUT ; HEX. M10	-	-	-	10	-	-				
1340	65.08120-5029A	SCREEN ; HEAT(L.H.)	-	-	-	2	-	-				
1350	65.08120-5043A	SCREEN ; HEAT(R.H.)	-	-	-	2	-	-				



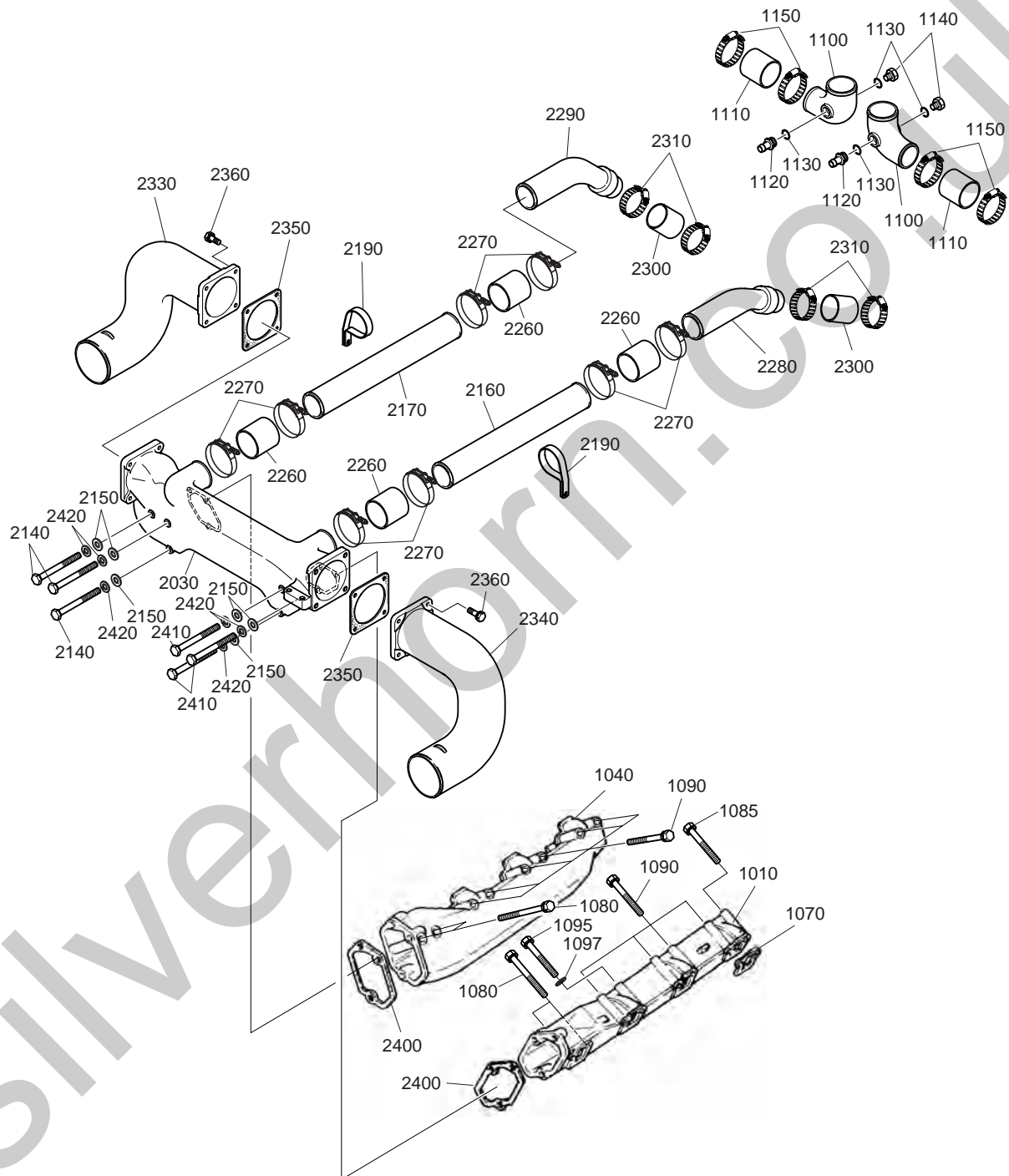
Fig.083 EXHAUST MANIFOLD(3)



**Fig.083 EXHAUST MANIFOLD(3)**

Key No.	Part No.	Description	Q'ty						S.C	ICA	Serial No.	Remarks
			P158LE		P180LE		P222LE					
			E A N Z O A	E A N Z O G	E A S O A	E A S O E	E A Y O A	E A Y O E				
1010	65.08100-6064	EXHAUST MANIFOLD ASS'Y	-	-	-	-	1	1				
1020	65.08101-0137	· MANIFOLD ; EXHAUST	-	-	-	-	1	1				
1030	65.08101-0138	· MANIFOLD ; EXHAUST	-	-	-	-	1	1				
1040	65.08901-0060	· GASKET ; EXHAUST MANIFOLD	-	-	-	-	1	1				
1050	65.90701-0054	· WASHER	-	-	-	-	4	4				
1060	65.90801-0013	· WASHER ; LOCK	-	-	-	-	2	2				
1070	65.90001-0157	· BOLT ; HEX.	-	-	-	-	4	4				
1080	65.08100-6066	EXHAUST MANIFOLD ASS'Y	-	-	-	-	1	1				
1090	65.08101-0135	· MANIFOLD ; EXHAUST	-	-	-	-	1	1				
1100	65.08101-0136	· MANIFOLD ; EXHAUST	-	-	-	-	1	1				
1110	65.08901-0060	· GASKET ; EXHAUST MANIFOLD	-	-	-	-	1	1				
1120	65.90701-0054	· WASHER	-	-	-	-	4	4				
1130	65.90801-0013	· WASHER ; LOCK	-	-	-	-	2	2				
1140	65.90001-0157	· BOLT ; HEX.	-	-	-	-	4	4				
1150	65.08101-0491	MANIFOLD ; EXHAUST	-	-	-	-	1	1				
1160	65.08101-0489	MANIFOLD ; EXHAUST	-	-	-	-	1	1				
1170	65.98701-0005	GASKET ; METAL	-	-	-	-	4	4				
1180	65.08901-0023B	GASKET ; EXHAUST MANIFOLD	-	-	-	-	12	-				
-	65.08901-0040	GASKET ; EXHAUST MANIFOLD	-	-	-	-	-	12				
1190	65.90001-0156	BOLT ; HEX.	-	-	-	-	24	24				
1200	65.91701-0122	SPACER ; CLAMPING PIECE	-	-	-	-	24	24				
1310	65.90201-0176	BOLT ; SPACER	-	-	-	-	-	12				
1320	65.91701-0533	SPACER	-	-	-	-	-	12				
1330	06.11063-8215	NUT ; HEX. M10	-	-	-	-	-	12				
1340	65.08120-5029A	SCREEN ; HEAT(L.H.)	-	-	-	-	-	2				
1350	65.08120-5030A	SCREEN ; HEAT(R.H.)	-	-	-	-	-	2				

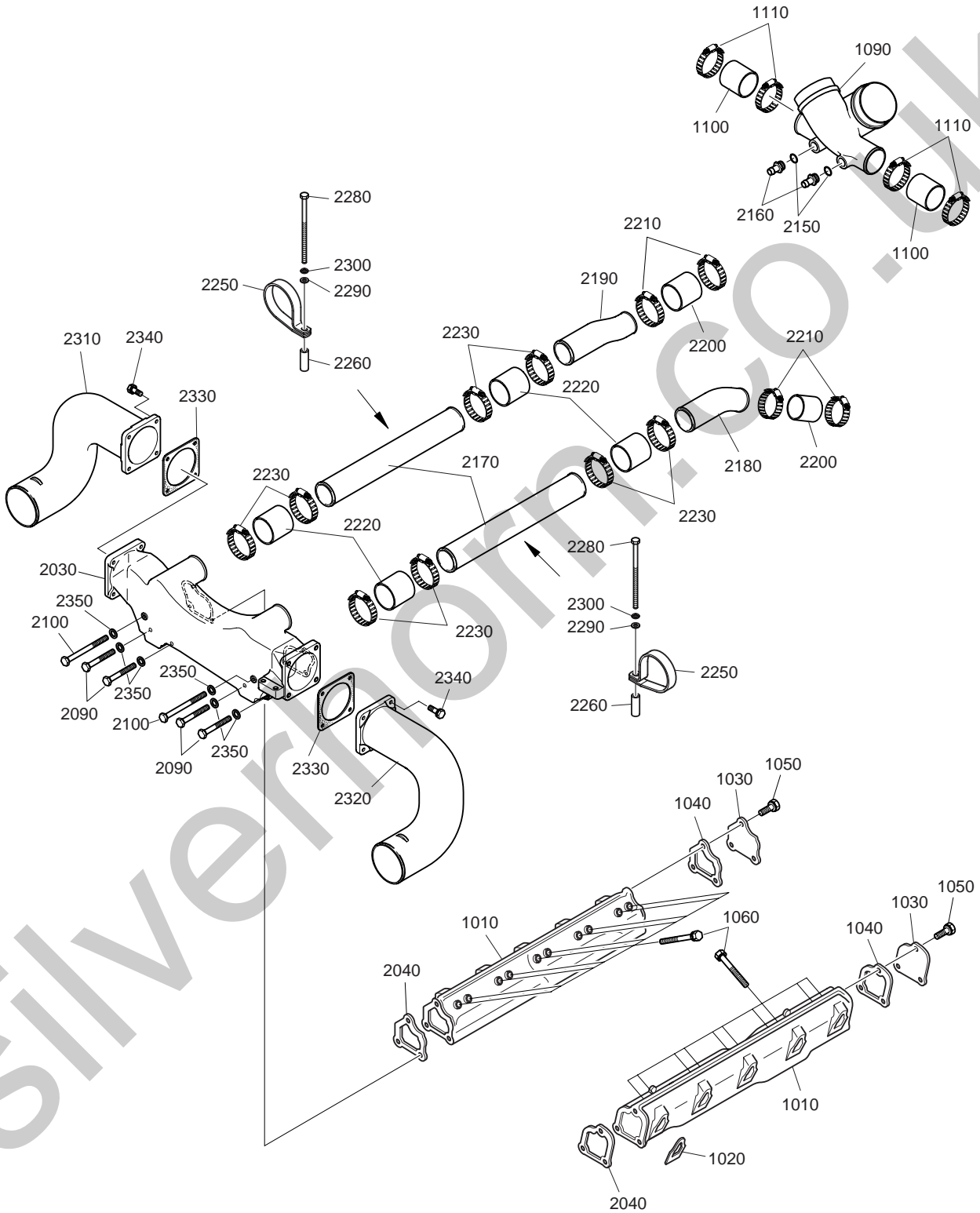
Fig.084 INTAKE MANIFOLD(1)



**Fig.084 INTAKE MANIFOLD(1)**

Key No.	Part No.	Description	Q'ty						S.C	ICA	Serial No.	Remarks
			P158LE		P180LE		P222LE					
			E A Z O A	E A Z O G	E A S O A	E A S O E	E A Y O A	E A Y O E				
1010	65.08201-5248	MANIFOLD ; INTAKE	1	1	-	-	-	-				
1040	65.08201-5012	MANIFOLD ; INTAKE	1	1	-	-	-	-				
1070	65.08902C0078	GASKET ; INTAKE MANIFOLD	8	8	-	-	-	-				
1080	06.01923-3132	BOLT ASS'Y M8x110	4	4	-	-	-	-				
1085	06.01013-9124	BOLT ASS'Y M8x95	2	2	-	-	-	-				
1090	06.01923-3129	BOLT ASS'Y M8x90	8	8	-	-	-	-				
1095	06.01013-9140	BOLT ASS'Y M8x105	2	2	-	-	-	-				
1097	65.91701-0031	SPACER	2	2	-	-	-	-				
1100	65.08202-0045	SPRING ; VALVE(OUTER)	2	2	-	-	-	-				
1110	04.27199-1803	HOSE ; RUBBER	2	2	-	-	-	-				
1120	65.98131-0012	NIPPLE	2	2	-	-	-	-				
1130	06.56190-0726	RING ; SEAL 26x1	4	4	-	-	-	-				
1140	65.90310-0133	SCREW ; PLUG	2	2	-	-	-	-				
1150	06.67020-0115	CLAMP ; HOSE	4	4	-	-	-	-				
2030	65.09411-5029	INLET	1	1	-	-	-	-				
2140	06.01013-9227	BOLT ; HEX. M10x120	3	3	-	-	-	-				
2150	06.15010-2312	WASHER ; PLAIN 10.5	6	6	-	-	-	-				
2160	65.09411-0072	PIPE ; INLET	1	1	-	-	-	-				
2170	65.09411-0071	PIPE ; INLET	1	1	-	-	-	-				
2190	65.97401-0071	CLIP ; PIPE	4	4	-	-	-	-				
2260	65.96301-0270	HOSE ; RUBBER	4	4	-	-	-	-				
2270	65.97440-0003	CLAMP ; T-TYPE	8	8	-	-	-	-				
2280	65.09411-0043	INLET	1	1	-	-	-	-				
2290	65.09411-0044	INLET	1	1	-	-	-	-				
2300	65.96301-0270	HOSE ; RUBBER	2	2	-	-	-	-				
2310	65.97440-0097	CLAMP ; HOSE(BAND TYPE)	4	4	-	-	-	-				
2330	65.09411-0069	INLET(TO INTER COOLER)	1	1	-	-	-	-				
2340	65.09411-0070	INLET(FROM INTER COOLER)	1	1	-	-	-	-				
2350	65.09905-0004	GASKET ; INTER COOLER	2	2	-	-	-	-				
2360	06.01953-3318	BOLT ASS'Y M12x35	8	8	-	-	-	-				
2400	65.08902A0057	GASKET	2	2	-	-	-	-				
2410	06.01013-9231	BOLT ; HEX. M10x160	3	3	-	-	-	-				
2420	06.16731-2108	WASHER ; SPRING	6	6	-	-	-	-				

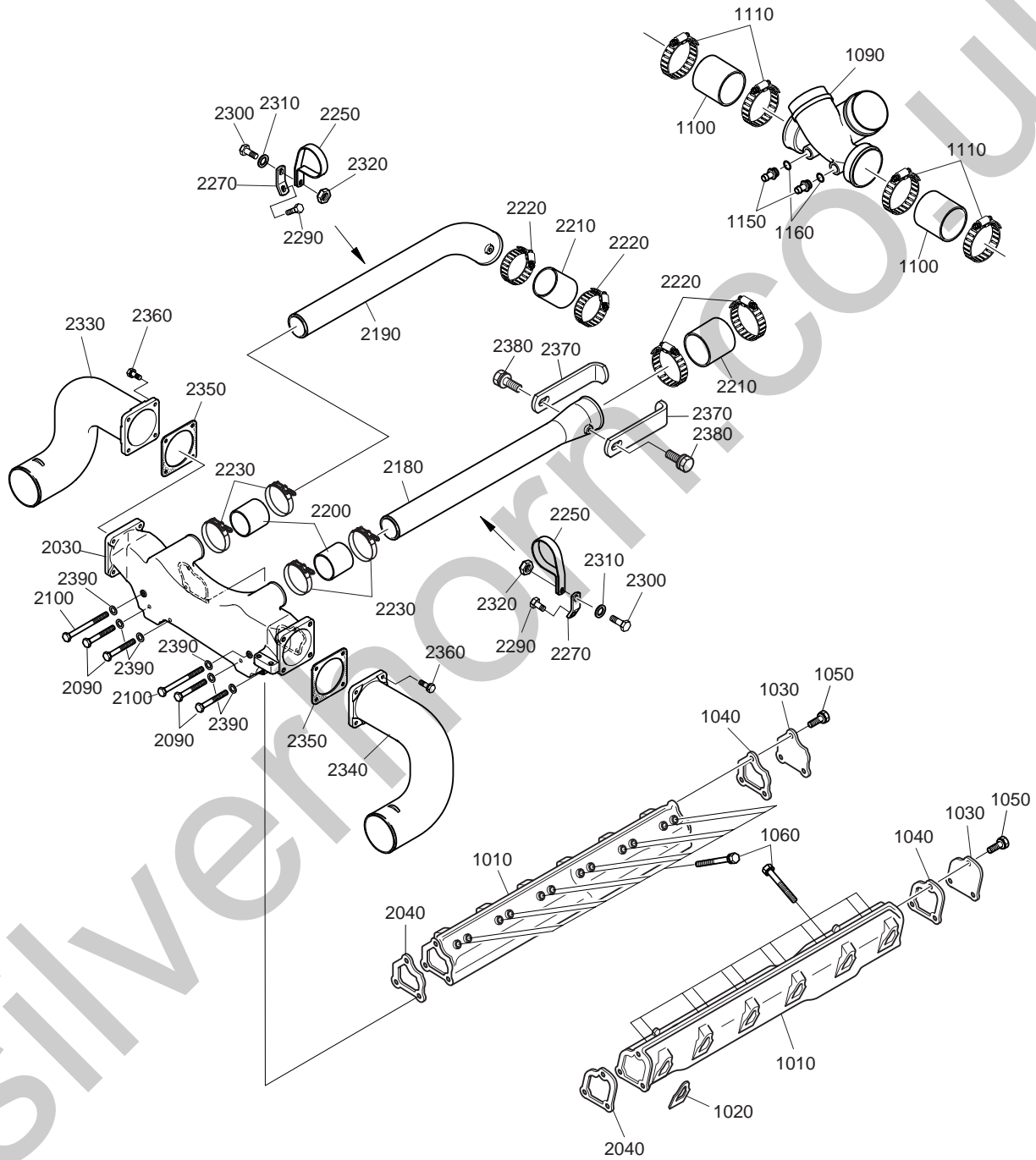
Fig.085 INTAKE MANIFOLD(2)



**Fig.085 INTAKE MANIFOLD(2)**

Key No.	Part No.	Description	Q'ty						S.C	ICA	Serial No.	Remarks
			P158LE		P180LE		P222LE					
			E A N Z O A	E A N Z O G	E A S O A	E A S O E	E A Y O A	E A Y O E				
1010	65.08201-5033	MANIFOLD ; INTAKE	-	-	2	2	-	-				
1020	65.08902C0078	GASKET ; INTAKE MANIFOLD	-	-	10	10	-	-				
1030	65.08203-0008	COVER	-	-	2	2	-	-				
1040	65.08902A0082	GASKET ; INTAKE MANIFOLD	-	-	2	2	-	-				
1050	06.01913-3112	BOLT ASS'Y M8x18	-	-	6	6	-	-				
1060	06.01923-3132	BOLT ASS'Y M8x110	-	-	20	20	-	-				
1090	65.08202-0102	SPRING ; VALVE(OUTER)	-	-	1	1	-	-				
1100	65.96301-0272	HOSE ; RUBBER	-	-	2	2	-	-				
1110	65.97440-0081	CLAMP ; HOSE(BAND TYPE)	-	-	4	4	-	-				
1150	65.98131-0012	NIPPLE	-	-	2	2	-	-				
1160	06.56190-0726	RING ; SEAL 26x1	-	-	2	2	-	-				
2030	65.09411-5045	INLET	-	-	1	1	-	-				
2040	65.08902A0082	GASKET ; INTAKE MANIFOLD	-	-	2	2	-	-				
2090	06.01013-9127	BOLT ; HEX. M8x120	-	-	4	4	-	-				
2100	06.01013-9132	BOLT ; HEX. M8x170	-	-	2	2	-	-				
2150	06.56190-0726	RING ; SEAL 26x1	-	-	2	2	-	-				
2160	65.98131-0012	NIPPLE	-	-	2	2	-	-				
2170	65.09411-0064	INLET	-	-	2	2	-	-				
2180	65.09411-0060	INLET	-	-	1	1	-	-				
2190	65.09411-0059	INLET	-	-	1	1	-	-				
2200	65.96301-0267	HOSE ; RUBBER	-	-	2	2	-	-				
2210	06.67020-0112	CLAMP ; HOSE	-	-	4	4	-	-				
2220	65.96301-0270	HOSE ; RUBBER	-	-	4	4	-	-				
2230	65.97401-0003	CLAMP ; T-TYPE	-	-	8	8	-	-				
2250	65.97401-0166	CLIP ; PIPE	-	-	4	4	-	-				
2260	65.91701-0205	SPACER	-	-	4	4	-	-				
2280	06.01013-9131	BOLT ; HEX. M8x160	-	-	4	4	-	-				
2290	06.15010-2311	WASHER 8.4	-	-	4	4	-	-				
2300	06.16731-2107	WASHER ; SPRING	-	-	4	4	-	-				
2310	65.09411-0069	INLET	-	-	1	1	-	-				
2320	65.09411-0070	INLET	-	-	1	1	-	-				
2330	65.09905-0004	GASKET ; INTER COOLER	-	-	2	2	-	-				
2340	06.01953-3318	BOLT ASS'Y M12x35	-	-	8	8	-	-				
2350	06.15010-2312	WASHER ; PLAIN 10.5	-	-	6	6	-	-				

**Fig.086 INTAKE MANIFOLD(3)**

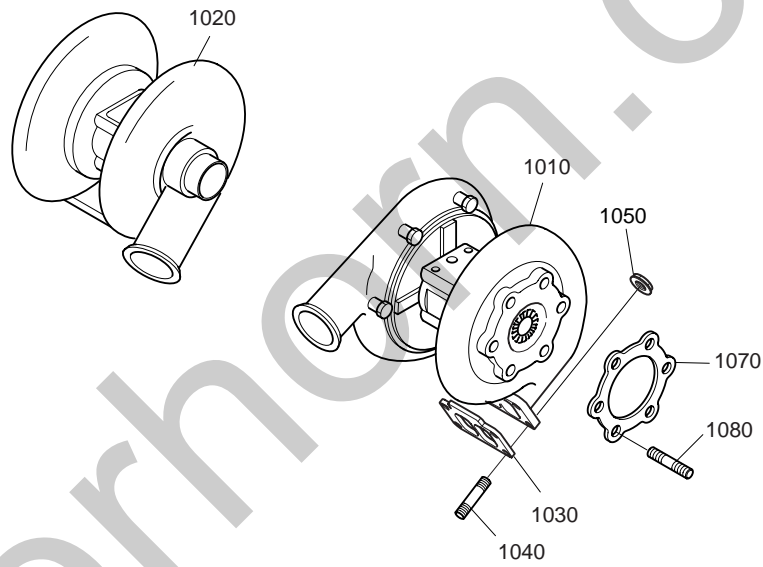


**Fig.086 INTAKE MANIFOLD(3)**

Key No.	Part No.	Description	Q'ty						S.C	ICA	Serial No.	Remarks
			P158LE		P180LE		P222LE					
			E A N O A	E A N G	E A S O A	E A S O E	E A Y O A	E A Y O E				
1010	65.08201-5363C	MANIFOLD ; INTAKE	-	-	-	-	2	2				
1020	65.08902C0078	GASKET ; INTAKE MANIFOLD	-	-	-	-	12	12				
1030	65.08203-0008	COVER	-	-	-	-	2	2				
1040	65.08902A0082	GASKET ; INTAKE MANIFOLD	-	-	-	-	2	2				
1050	06.01913-3112	BOLT ASS'Y M8x18	-	-	-	-	6	6				
1060	06.01923-3132	BOLT ASS'Y M8x110	-	-	-	-	24	24				
1090	65.08202-0097	SPRING ; VALVE(OUTER)	-	-	-	-	1	1				
1100	65.96301-0313	HOSE ; RUBBER	-	-	-	-	2	2				
1110	65.97440-0092	CLAMP ; HOSE	-	-	-	-	4	4				
1150	65.98131-0072	NIPPLE	-	-	-	-	2	2				
1160	06.56190-0726	RING ; SEAL 26x1	-	-	-	-	2	2				
2030	65.09411-5045	BEND ; AIR	-	-	-	-	1	1				
2040	65.08902A0082	GASKET ; INTAKE MANIFOLD	-	-	-	-	2	2				
2090	06.01013-9127	BOLT ; HEX. M8x120	-	-	-	-	3	3				
2100	06.01013-9132	BOLT ; HEX. M8x170	-	-	-	-	3	3				
2180	65.09411-5025	INLET	-	-	-	-	1	1				
2190	65.09411-5027	INLET	-	-	-	-	1	1				
2200	65.96301-0270	HOSE ; RUBBER	-	-	-	-	2	2				
2210	65.96301-0315	HOSE ; RUBBER	-	-	-	-	2	2				
2220	65.97440-0094	CLAMP ; HOSE(BAND TYPE)	-	-	-	-	4	4				
2230	65.97440-0003	CLAMP ; T-TYPE	-	-	-	-	4	4				
2250	65.97401-0166	CLIP ; PIPE	-	-	-	-	2	2				
2270	65.97480-0369	HOLDER	-	-	-	-	2	2				
2290	06.01283-7112	BOLT ; HEX.	-	-	-	-	2	2				
2300	06.01283-7117	BOLT ; HEX. M8x30	-	-	-	-	2	2				
2310	06.15010-2311	WASHER 8.4	-	-	-	-	2	2				
2320	06.11063-8214	NUT ; HEX. M8	-	-	-	-	2	2				
2330	65.09411-0069	INLET	-	-	-	-	1	1				
2340	65.09411-0070	INLET	-	-	-	-	1	1				
2350	65.09905-0004	GASKET ; INTER COOLER	-	-	-	-	2	2				
2360	06.01953-3318	BOLT ASS'Y M12x35	-	-	-	-	8	8				
2370	65.97480-0046	HOLDER	-	-	-	-	4	4				
2380	06.01923-3215	BOLT ASS'Y M10x25	-	-	-	-	4	4				
2390	06.16044-0210	WASHER ; SPRING	-	-	-	-	6	6				



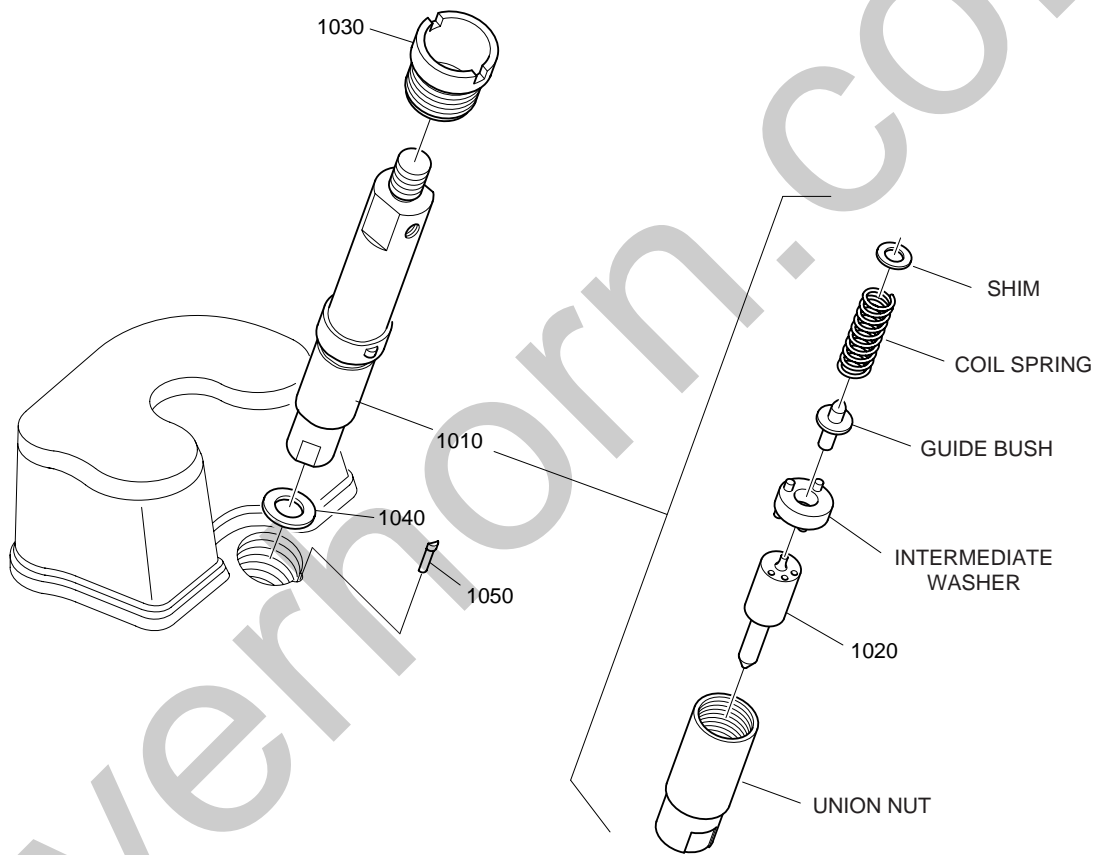
Fig.087 TURBO CHARGER



### Fig.087 TURBO CHARGER

Key No.	Part No.	Description	Q'ty						S.C	ICA	Serial No.	Remarks
			P158LE		P180LE		P222LE					
			E A Z O A	E A Z O G	E A S O A	E A S O E	E A Y O A	E A Y O E				
1010	65.09100-7048	TURBO CHARGER ASS'Y	1	1	-	-	-	-				
-	65.90100-7050	TURBO CHARGER ASS'Y	-	-	1	1	-	-				
-	65.90100-7052	TURBO CHARGER ASS'Y	-	-	-	-	1	1				
1020	65.09100-7049	TURBO CHARGER ASS'Y	1	1	-	-	-	-				
-	65.09100-7051	TURBO CHARGER ASS'Y	-	-	1	1	-	-				
-	65.09100-7053	TURBO CHARGER ASS'Y	-	-	-	-	1	1				
1030	65.09901-0018	GASKET ; TURBO CHARGER	2	2	-	-	-	-				
-	65.08901-0034	GASKET ; TURBO CHARGER	-	-	2	-	2	-				
-	65.08901-0033	GASKET ; TURBO CHARGER	-	-	-	2	-	2				
1040	65.90201-0073	BOLT ; STUD	8	8	-	-	-	-				
-	65.90201-0076	BOLT ; STUD	-	-	8	8	8	8				
1050	65.90535-0001	NUT ; HEX. M10	8	8	8	8	8	8				
1070	65.09901-0012	GASKET ; TURBO CHARGER	2	2	-	-	-	-				
-	65.08901-0063	GASKET ; TURBO CHARGER	-	-	2	2	2	2				
1080	06.06226-0806	BOLT ; STUD	12	12	-	-	-	-				
-	65.90201-0143	BOLT ; STUD	-	-	12	12	12	12				

Fig.100 NOZZLE & HOLDER

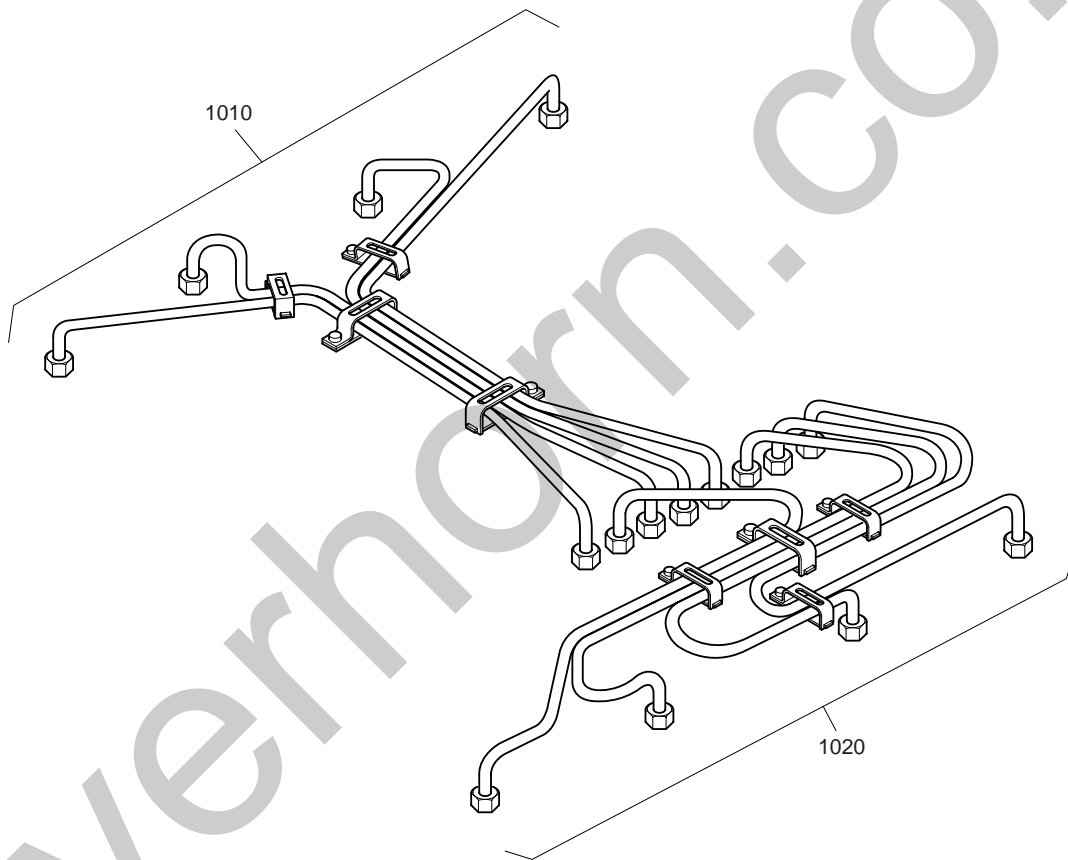


### Fig.100 NOZZLE & HOLDER

Key No.	Part No.	Description	Q'ty						S.C	ICA	Serial No.	Remarks
			P158LE		P180LE		P222LE					
			E A Z O A	E A Z O G	E A S O A	E A S O E	E A Y O A	E A Y O E				
1010	65.10101-7051	NOZZLE & HOLDER ASS'Y	8	-	10	-	12	-				
-	65.10101-7053	NOZZLE & HOLDER ASS'Y	-	8	-	10	-	12				
1020	65.10102-6047	· NOZZLE	8	-	10	-	12	-				
-	65.10102-6070	· NOZZLE	-	8	-	10	-	12				
1030	65.10108-0006	SCREW ; PRESSURE	8	8	10	10	12	12				
1040	65.98701-0065	RING ; SEAL	8	8	10	10	12	12				
1050	65.98701-0006	SEAL ; NOZZLE HOLDER	8	8	10	10	12	12				

Silverhorn.CO.UK

Fig.101 FUEL INJECTION PIPE(1)

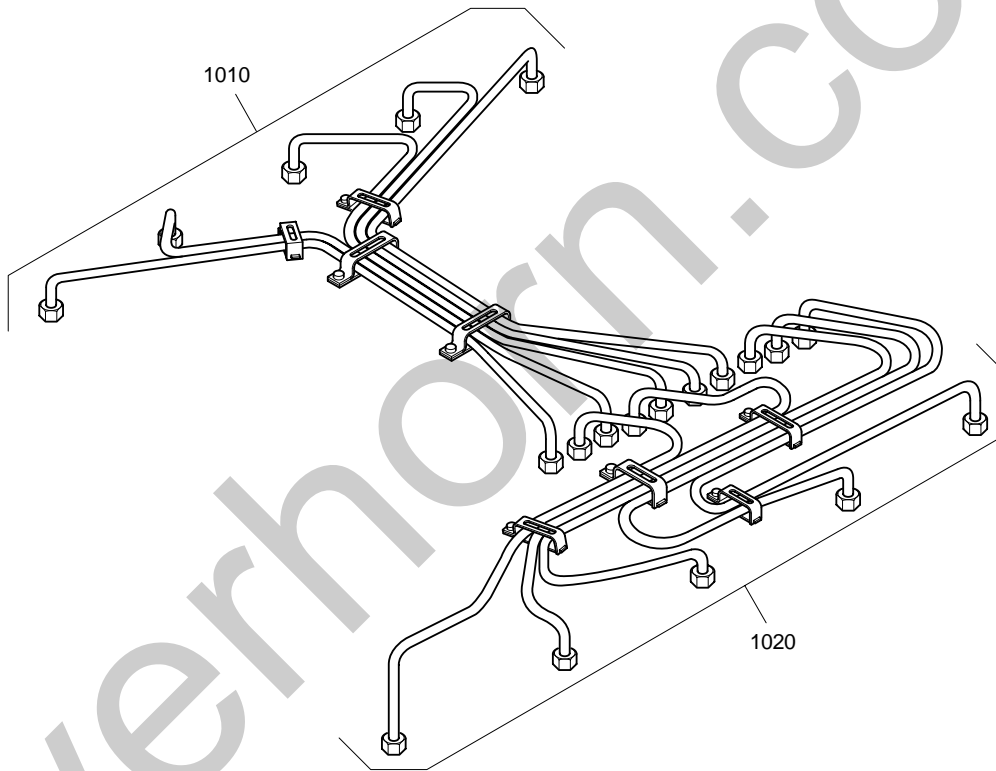


### Fig.101 FUEL INJECTION PIPE(1)

Key No.	Part No.	Description	Q'ty						S.C	ICA	Serial No.	Remarks
			P158LE		P180LE		P222LE					
			E N Z O A	E N Z O G	E A S O A	E A S O E	E A Y O A	E A Y O E				
1010	65.10301-6053A	PIPE ; INJECTION	1	1	-	-	-	-				
1020	65.10301-6054A	PIPE ; INJECTION	1	1	-	-	-	-				

Silverhorn.CO.UK

Fig.102 FUEL INJECTION PIPE(2)



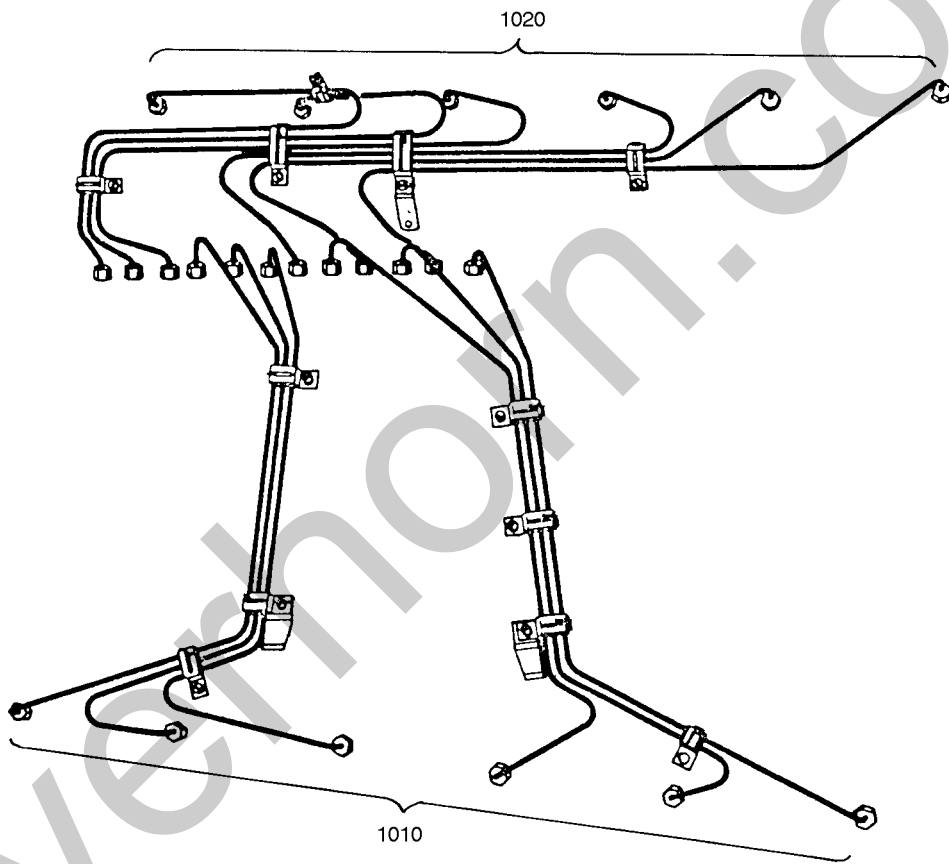
### Fig.102 FUEL INJECTION PIPE(2)

Key No.	Part No.	Description	Q'ty						S.C	ICA	Serial No.	Remarks
			P158LE		P180LE		P222LE					
			E A N O A	E A N O G	E A S O A	E A S O E	E A Y O A	E A Y O E				
1010	65.10301-6055A	PIPE ; INJECTION	-	-	1	1	-	-				
1020	65.10301-6056A	PIPE ; INJECTION	-	-	1	1	-	-				

Silverhorn.CO.UK



Fig.103 FUEL INJECTION PIPE(3)

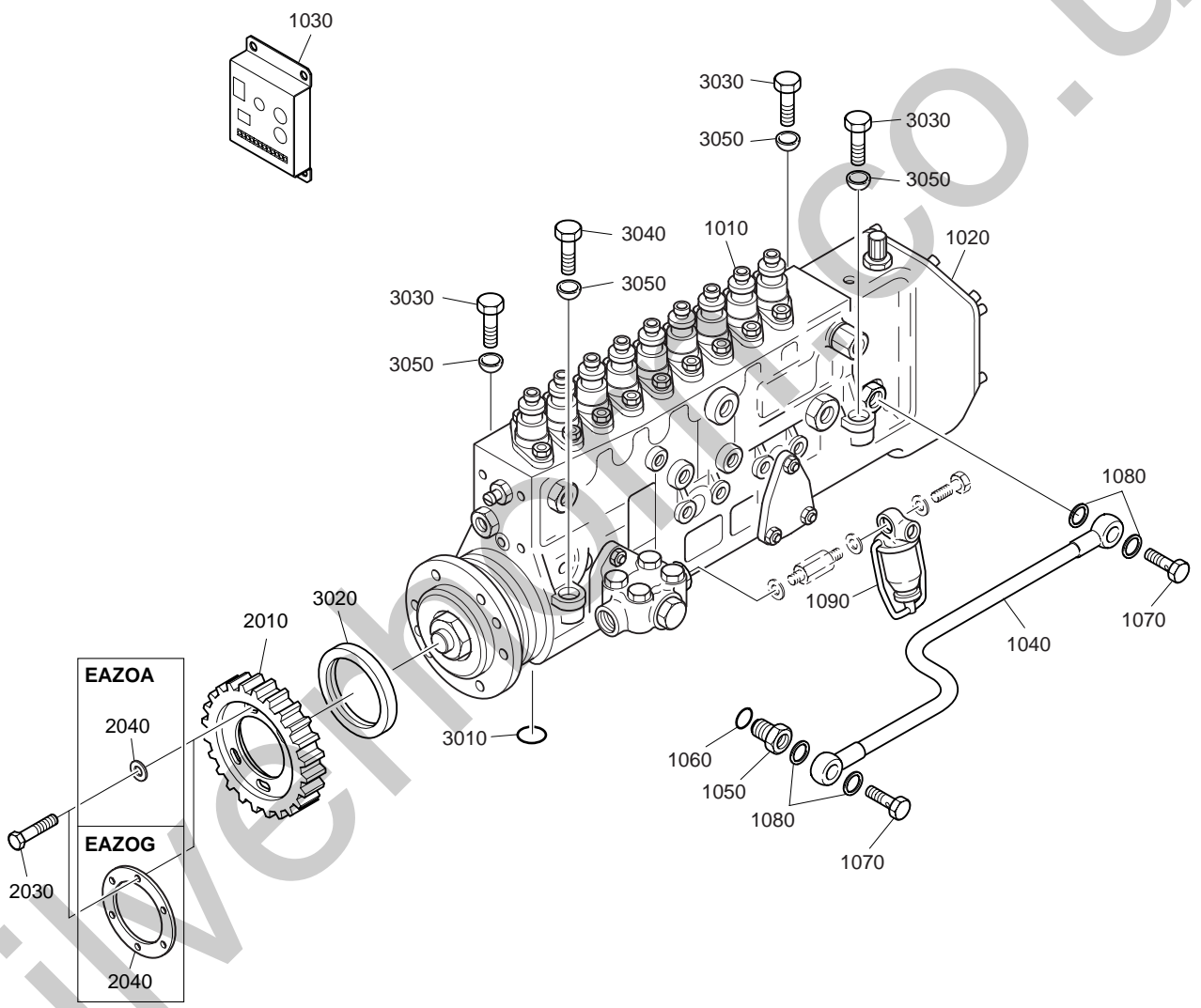


### Fig.103 FUEL INJECTION PIPE(3)

Key No.	Part No.	Description	Q'ty						S.C	ICA	Serial No.	Remarks
			P158LE		P180LE		P222LE					
			E N Z O A	E N Z O G	E A S O A	E A S O E	E A Y O A	E A Y O E				
1010	65.10301-6057A	PIPE ; INJECTION	-	-	-	-	1	1				
1020	65.10301-6058A	PIPE ; INJECTION	-	-	-	-	1	1				

Silverhorn.CO.UK

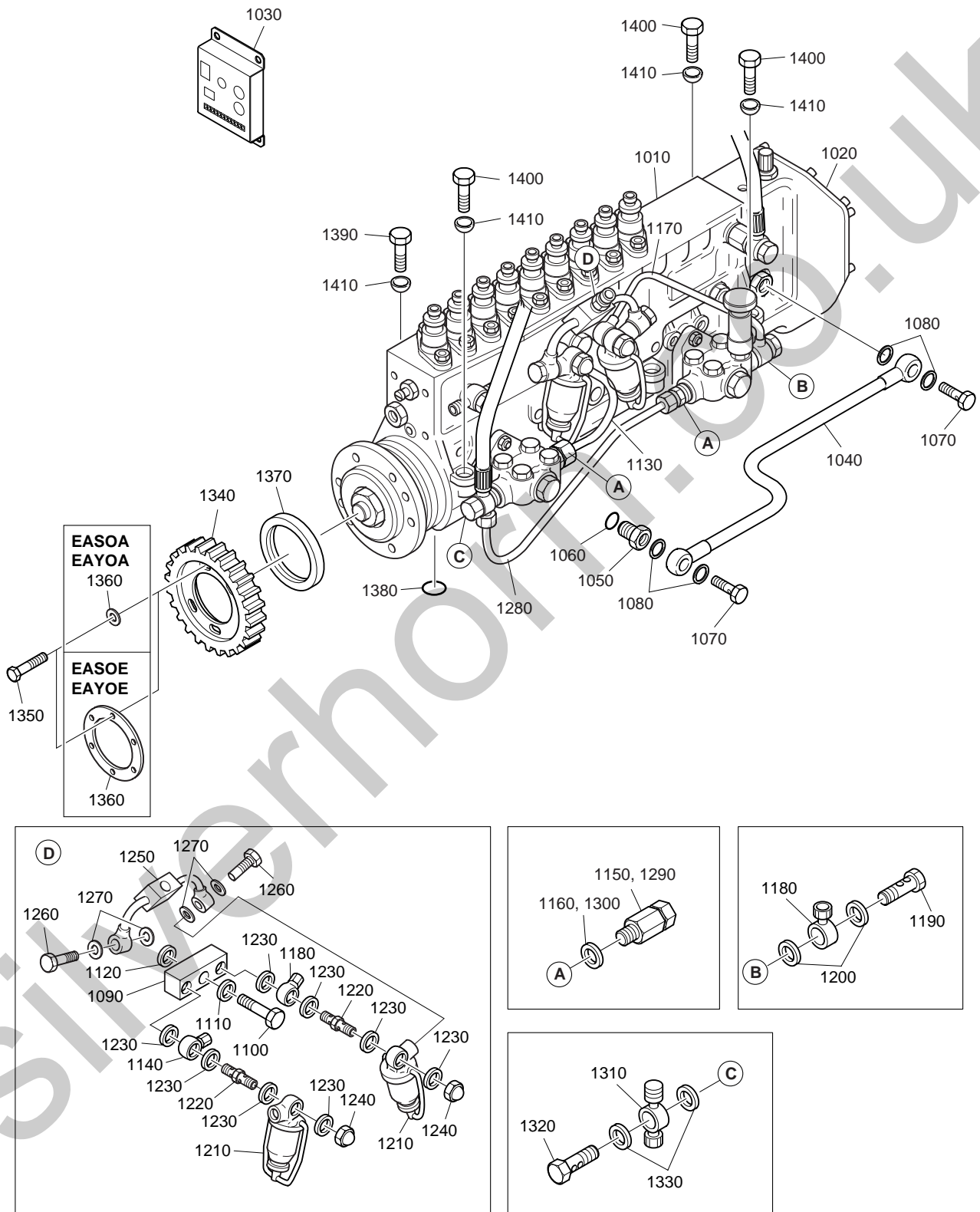
**Fig.104 FUEL INJECTION PUMP(1)**



**Fig.104 FUEL INJECTION PUMP(1)**

Key No.	Part No.	Description	Q'ty						S.C	ICA	Serial No.	Remarks
			P158LE		P180LE		P222LE					
			E A Z O A	E A Z O G	E A S O A	E A S O E	E A Y O A	E A Y O E				
1010	65.11101-7301	PUMP ; INJECTION	1	1	-	-	-	-				
1020	65.11501-7006	GOVERNOR ASS°Y	1	1	-	-	-	-				
1030	65.11220-7008	CONTROLLER ; ACTUATOR	1	1	-	-	-	-				
1040	65.05701-5355	PIPE ; OIL	1	1	-	-	-	-				
1050	65.98130-0151	ADAPTER	1	1	-	-	-	-				
1060	06.56190-0726	RING ; SEAL 26x1	1	1	-	-	-	-				
1070	06.78144-2204	SCREW ; HOLLOW	2	2	-	-	-	-				
1080	06.56190-0706	RING ; SEAL A14x20	4	4	-	-	-	-				
1090	65.12501-7019	FUEL FILTER ASS'Y	1	1	-	-	-	-				
2010	65.11301-0115A	GEAR ; INJECTION PUMP DRIVE	1	1	-	-	-	-				
2030	06.01284-7112	BOLT ; HEX. M8x18	6	6	-	-	-	-				
2040	65.90710-0001A	SPACER	6	-	-	-	-	-				
-	65.90720-0024	WASHER ; END COVER	-	1	-	-	-	-				
3010	51.96501-0322	O-RING	1	1	-	-	-	-				
3020	51.96501-0295	O-RING	1	1	-	-	-	-				
3030	65.90001-0146A	BOLT ; HEX.	3	3	-	-	-	-				
3040	06.01014-7225	BOLT ; HEX. M10x100	1	1	-	-	-	-				
3050	06.15061-0103	WASHER ; BALL	4	4	-	-	-	-				

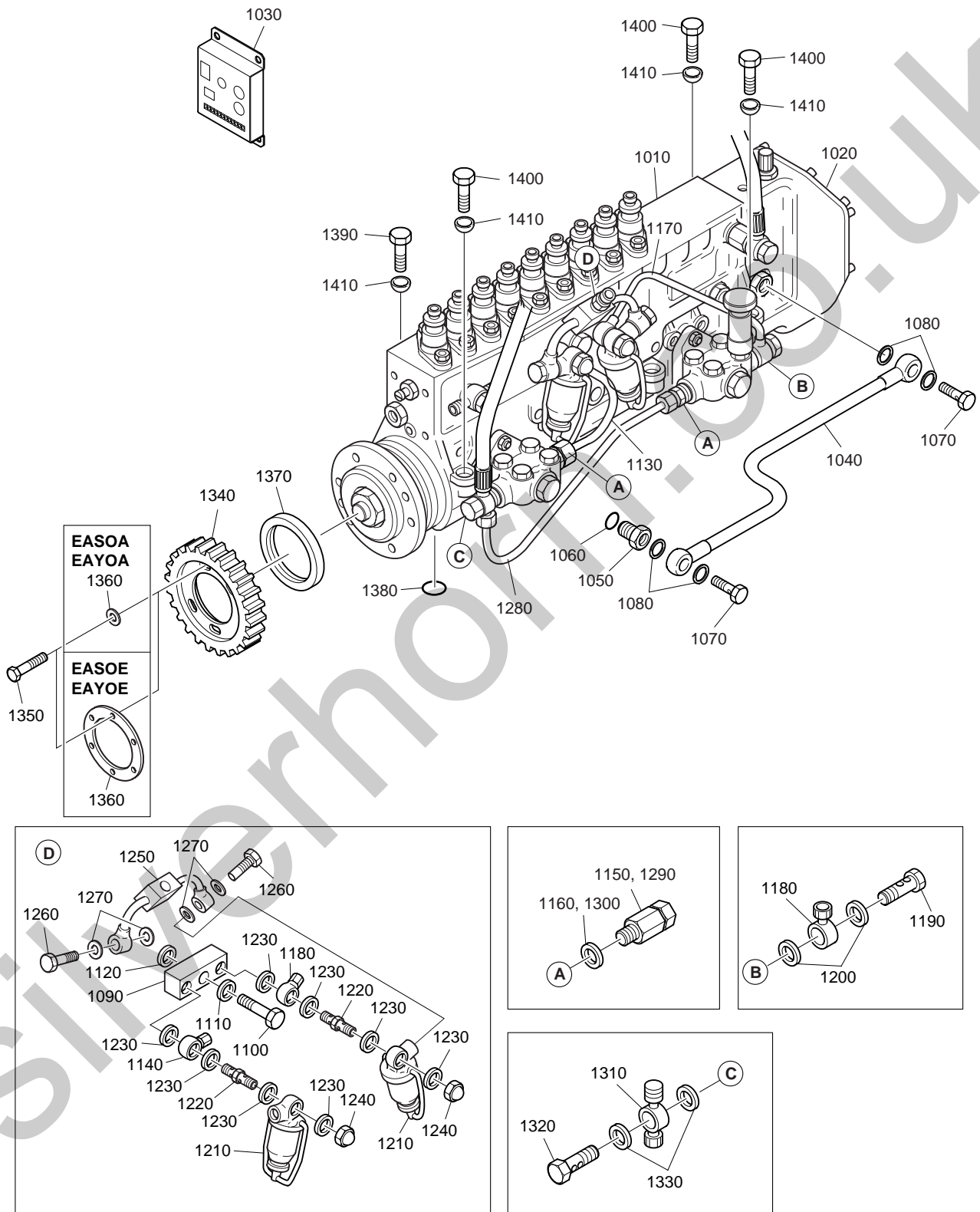
**Fig.105 FUEL INJECTION PUMP(2)**



**Fig.105 FUEL INJECTION PUMP(2)**

Key No.	Part No.	Description	Q'ty						S.C	ICA	Serial No.	Remarks
			P158LE		P180LE		P222LE					
			E A N O A	E A N G	E A S O A	E A S O E	E A Y O A	E A Y O E				
1010	65.11101-7303	FUEL INJECTION PUMP ASS'Y	-	-	-	-	1	1				
-	65.11101-7302	FUEL INJECTION PUMP ASS'Y	-	-	1	1	-	-				
1020	65.11501-7006	GOVERNOR ASS'Y	-	-	1	1	1	1				
1030	65.11220-7008	CONTROLLER ; ACTUATOR	-	-	1	1	1	1				
1040	65.05701-5357	PIPE ; OIL RETURN	-	-	1	1	-	-				
-	65.05701-5360	PIPE ; OIL RETURN	-	-	-	-	1	1				
1050	65.98130-0151	ADAPTER ; SCREW	-	-	1	1	1	1				
1060	06.56190-0726	RING ; SEAL 26x1	-	-	1	1	1	1				
1070	06.78144-2204	SCREW ; HOLLOW	-	-	2	2	2	2				
1080	06.56190-0706	RING ; SEAL A14x20	-	-	4	4	4	4				
1090	65.12340-0001	PIECE ; CONNECTION	-	-	1	1	1	1				
1100	06.01494-4407	BOLT ; HEX. M14x1.5x40	-	-	1	1	1	1				
1110	06.16044-0213	WASHER ; SPRING	-	-	1	1	1	1				
1120	06.15010-2316	WASHER ; PLAIN 17	-	-	1	1	1	1				
1130	65.12301-0001	PIPE ; FUEL	-	-	1	1	1	1				
1140	65.98103-6001	UNION ; BANJO	-	-	1	1	1	1				
1150	06.71010-0213	NIPPLE ; UNION	-	-	1	1	1	1				
1160	06.56190-0706	RING ; SEAL A14x20	-	-	1	1	1	1				
1170	65.12301-0004	PIPE ; FUEL	-	-	1	1	-	-				
-	65.12301-0005A	PIPE ; FUEL	-	-	-	-	1	1				
1180	65.98103-6001	UNION ; BANJO	-	-	2	2	2	2				
1190	06.78144-2204	SCREW ; HOLLOW	-	-	1	1	1	1				
1200	06.56190-0706	RING ; SEAL A14x20	-	-	2	2	2	2				
1210	65.12501-7018	FUEL FILTER ASS'Y	-	-	2	2	2	2				
1220	65.98150-0064	SCREW ; HOLLOW	-	-	2	2	2	2				
1230	06.56190-0706	RING ; SEAL A14x20	-	-	8	8	8	8				
1240	06.12172-9316	NUT ; CAP M14x1.5	-	-	2	2	2	2				
1250	65.12301-5831B	PIPE ; FUEL	-	-	1	1	1	1				
1260	06.78144-2204	SCREW ; HOLLOW	-	-	2	2	2	2				
1270	06.56190-0706	RING ; SEAL A14x20	-	-	4	4	4	4				
1280	65.12301-0002	PIPE ; FUEL	-	-	1	1	-	-				
-	65.12301-0003	PIPE ; FUEL	-	-	-	-	1	1				
1290	06.71010-0213	NIPPLE ; UNION	-	-	1	1	1	1				
1300	06.56190-0706	RING ; SEAL A14x20	-	-	1	1	1	1				
1310	65.98103-6002	UNION ; BANJO	-	-	1	1	1	1				
1320	06.78144-2204	SCREW ; HOLLOW	-	-	1	1	1	1				
1330	06.56190-0706	RING ; SEAL A14x20	-	-	2	2	2	2				
1340	65.11301-0115A	GEAR ; INJECTION PUMP DRIVE	-	-	1	1	1	1				
1350	06.01284-7112	BOLT ; HEX. M8x18	-	-	6	6	6	6				
1360	65.90710-0001A	SPACER	-	-	6	-	6	-				
-	65.90720-0024	WASHER	-	-	-	1	-	1				
1370	51.96501-0322	O-RING	-	-	1	1	1	1				
1380	51.96501-0295	O-RING	-	-	1	1	1	1				

**Fig.105 FUEL INJECTION PUMP(2)**



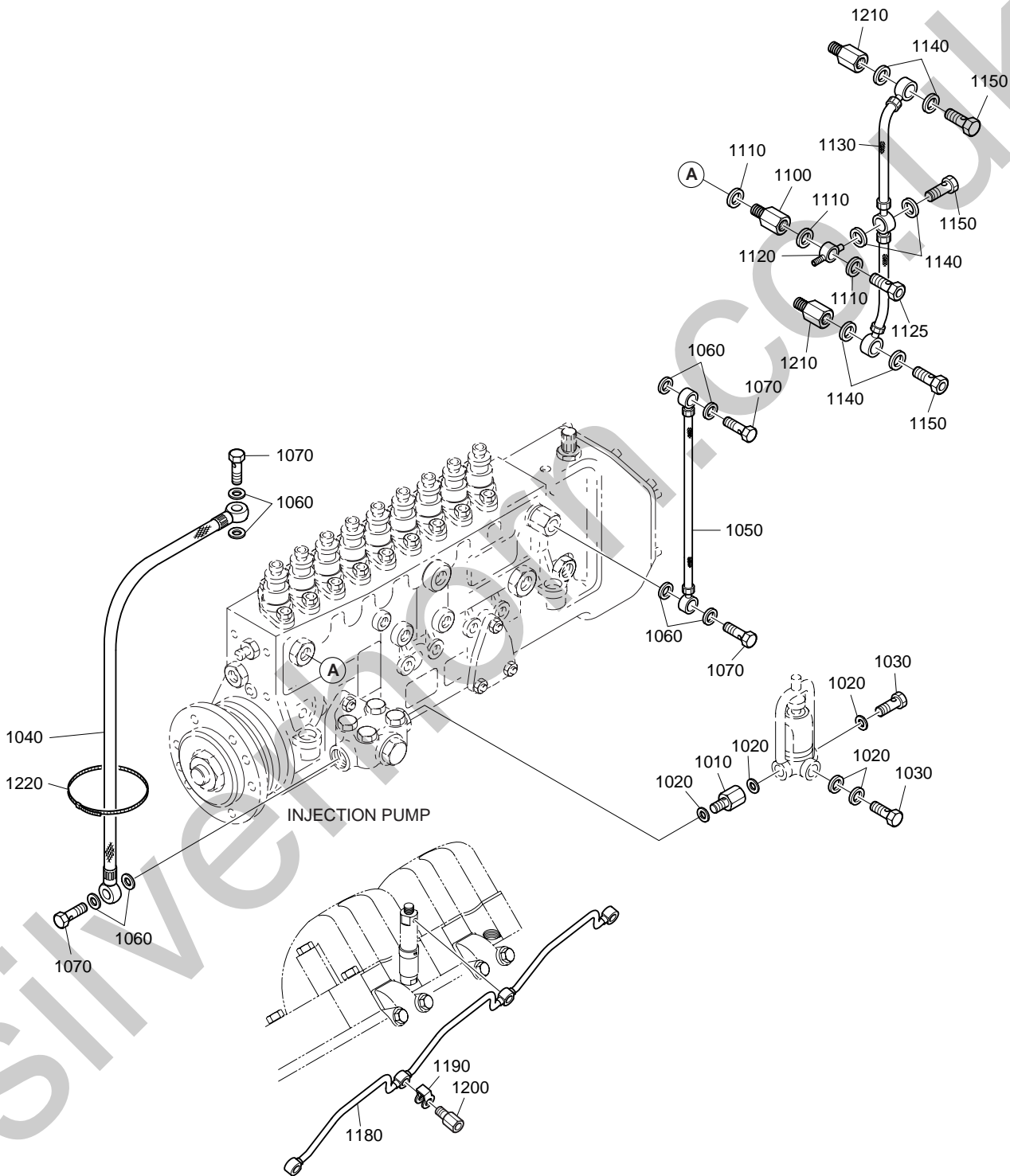
**Fig.105 FUEL INJECTION PUMP(2)**

Key No.	Part No.	Description	Q'ty						S.C	ICA	Serial No.	Remarks
			P158LE		P180LE		P222LE					
			E N Z O A	E N Z O G	E A S O A	E A S O E	E A Y O A	E A Y O E				
1390	65.90001-0146A	BOLT ; HEX.	-	-	3	3	5	5				
1400	06.01014-7225	BOLT ; HEX. M10x100	-	-	1	1	1	1				
1410	06.15061-0103	WASHER ; BALL	-	-	4	4	6	6				

Silverhorn.CO.UK



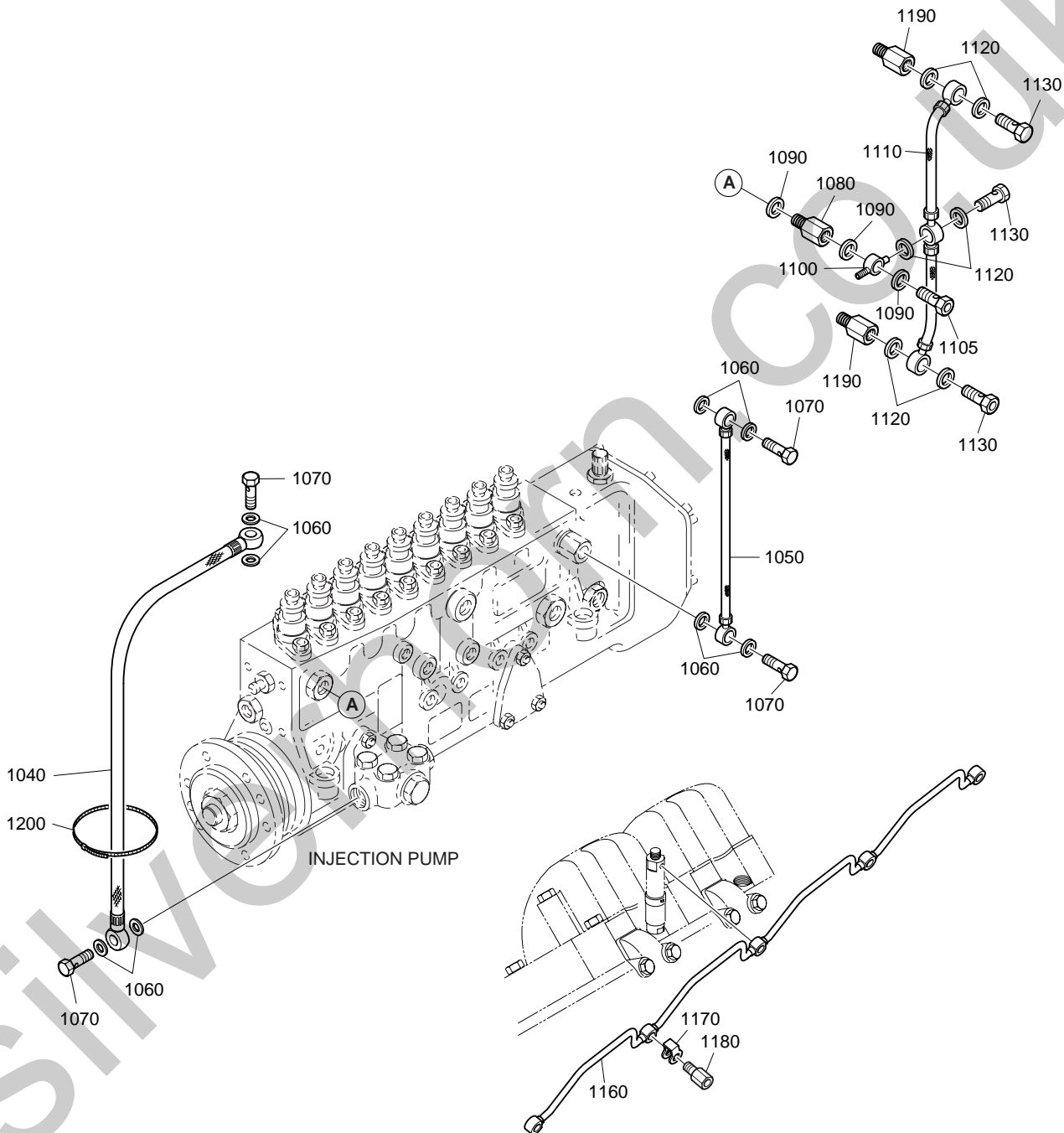
Fig.107 FUEL HOSE(1)



**Fig.107 FUEL HOSE(1)**

Key No.	Part No.	Description	Q'ty						S.C	ICA	Serial No.	Remarks
			P158LE		P180LE		P222LE					
			E A Z O A	E A Z O G	E A S O A	E A S O E	E A Y O A	E A Y O E				
1010	65.98130-0087	ADAPTER	1	1	-	-	-	-				
1020	06.56190-0706	RING ; SEAL A14x20	5	5	-	-	-	-				
1030	06.78144-2204	SCREW ; HOLLOW	2	2	-	-	-	-				
1040	65.96340-5016	HOSE ; RING JOINT RUBBER	1	1	-	-	-	-				
1050	65.96340-5017	HOSE ; RING JOINT RUBBER	1	1	-	-	-	-				
1060	06.56190-0706	RING ; SEAL A14x20	8	8	-	-	-	-				
1070	06.78144-2204	SCREW ; HOLLOW	4	4	-	-	-	-				
1100	65.98130-0202	ADAPTER	1	1	-	-	-	-				
1110	65.96507-0043	RING ; SEAL	3	3	-	-	-	-				
1120	65.98101-0027	UNION ; DOUBLE BANJO	1	1	-	-	-	-				
1125	65.12505-5001	VALVE ; OVER FLOW	1	1	-	-	-	-				
1130	65.96341-0109	HOSE ; FUEL	1	1	-	-	-	-				
1140	06.56180-0712	RING ; SEAL A8x14	6	6	-	-	-	-				
1150	06.78144-2401	SCREW ; HOLLOW	3	3	-	-	-	-				
1180	65.12301-5142	PIPE ; FUEL	2	2	-	-	-	-				
1190	65.96501-0348	RING ; DOUBLE SEAL	8	8	-	-	-	-				
1200	65.98150-0080	SCREW ; HOLLOW	6	6	-	-	-	-				
1210	65.98150-0057	SCREW ; HOLLOW	2	2	-	-	-	-				
1220	65.97460-0001	BAND ; TENSION	4	4	-	-	-	-				

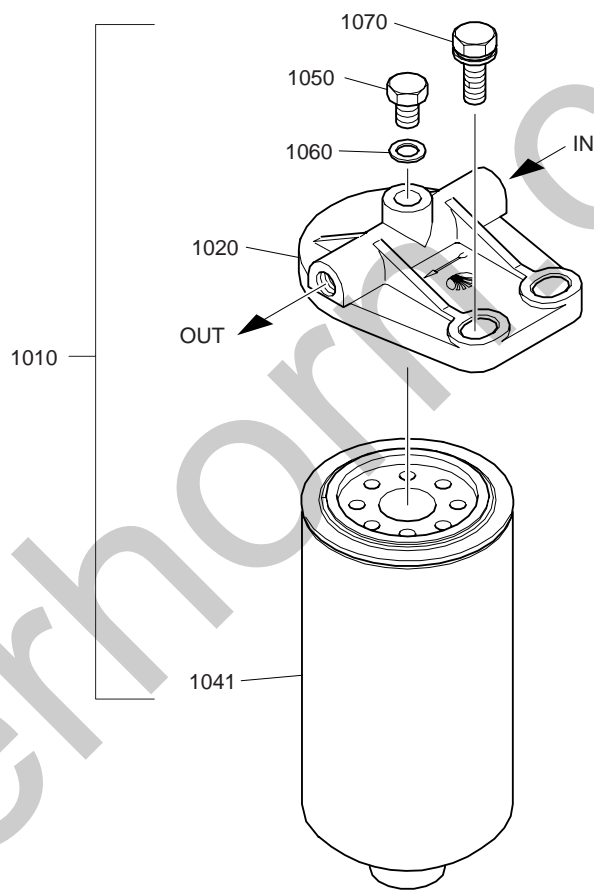
Fig.108 FUEL HOSE(2)



**Fig.108 FUEL HOSE(2)**

Key No.	Part No.	Description	Q'ty						S.C	ICA	Serial No.	Remarks
			P158LE		P180LE		P222LE					
			E A N Z O A	E A N Z O G	E A S O A	E A S O E	E A Y O A	E A Y O E				
1040	65.96340-5030	HOSE ; RING JOINT RUBBER	-	-	1	1	-	-				
-	65.96340-5029	HOSE ; RING JOINT RUBBER	-	-	-	-	1	1				
1050	65.96340-5019	HOSE ; RING JOINT RUBBER	-	-	1	1	-	-				
-	65.96340-5021	HOSE ; RING JOINT RUBBER	-	-	-	-	1	1				
1060	06.56190-0706	RING ; SEAL A14x20	-	-	8	8	6	6				
1070	06.78144-2204	SCREW ; HOLLOW	-	-	4	4	2	2				
1080	65.98130-0202	ADAPTER	-	-	1	1	1	1				
1090	65.96507-0043	RING ; SEAL	-	-	3	3	3	3				
1100	65.98101-0027	UNION ; DOUBLE BANJO	-	-	1	1	1	1				
1105	65.12505-5001	VALVE ; OVER FLOW	-	-	1	1	1	1				
1110	65.96341-0094	HOSE ; FUEL	-	-	1	1	1	1				
1120	06.56180-0712	RING ; SEAL A8x14	-	-	6	6	6	6				
1130	06.78144-2401	SCREW ; HOLLOW	-	-	3	3	-	-				
-	65.98150-0042	SCREW ; HOLLOW	-	-	-	-	3	3				
1160	65.12301-5143	PIPE ; FUEL	-	-	2	2	-	-				
-	65.12301-5144	PIPE ; FUEL	-	-	-	-	2	2				
1170	65.96501-0348	RING ; DOUBLE SEAL	-	-	10	10	12	12				
1180	65.98150-0080	SCREW ; HOLLOW	-	-	8	8	10	10				
1190	65.98150-0057	SCREW ; HOLLOW	-	-	2	2	2	2				
1200	65.97460-0001	BAND ; TENSION	-	-	4	4	4	4				

**Fig.109 FUEL FILTER**

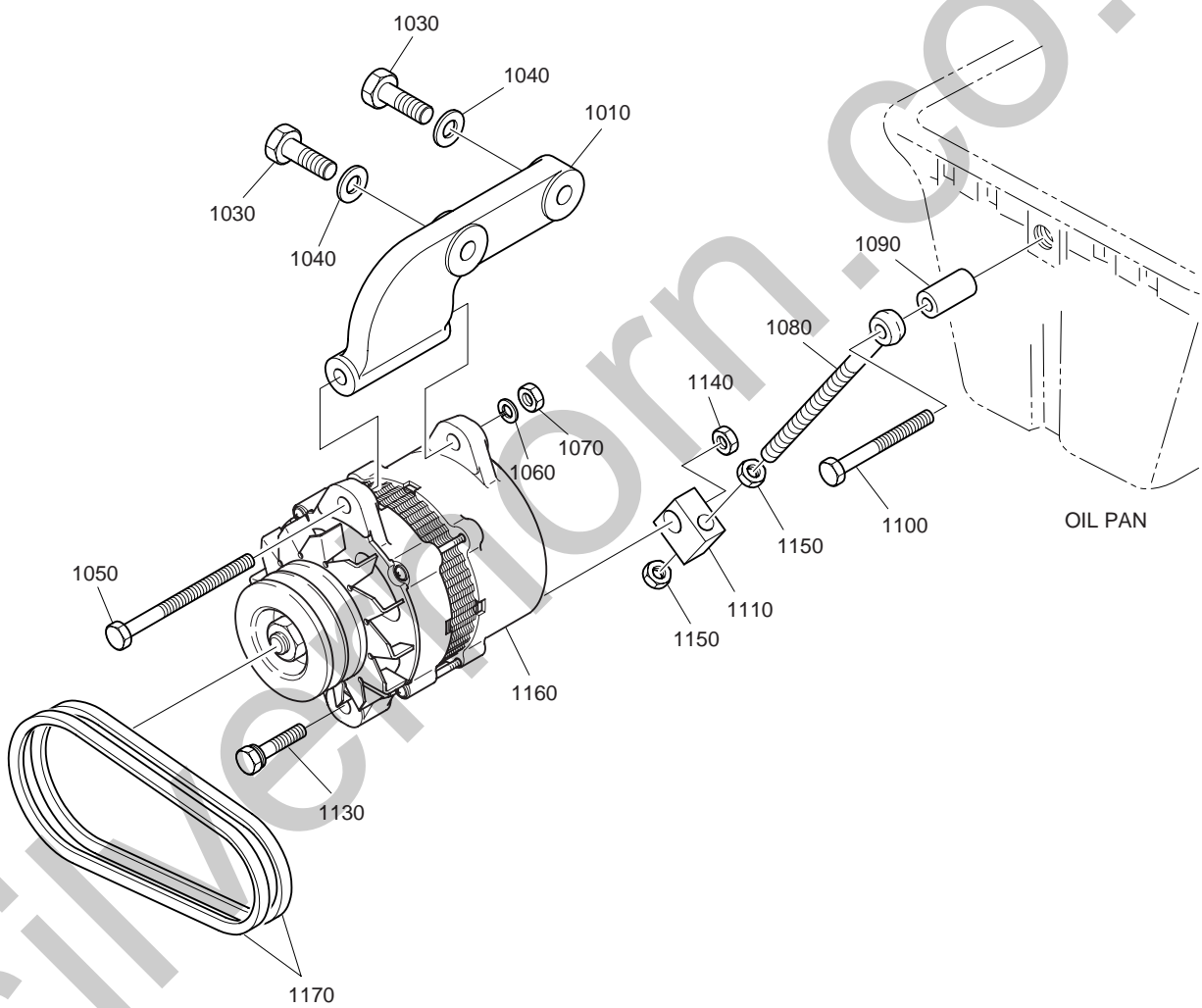


**Fig.109 FUEL FILTER**

Key No.	Part No.	Description	Q'ty						S.C	ICA	Serial No.	Remarks
			P158LE		P180LE		P222LE					
			E A Z O A	E A Z O G	E A S O A	E A S O E	E A Y O A	E A Y O E				
1010	65.12501-7023	FUEL FILTER ASS'Y	1	1	1	1	1	1				
1020	65.12504-5013A	· COVER ; FUEL FILTER	1	1	1	1	1	1				
1041	65.12503-5016	· ELEMENT ; FUEL FILTER	1	1	1	1	1	1				
1050	65.90310-0143	· SCREW ; PLUG	1	1	1	1	1	1				
1060	06.56180-0716	· RING ; SEAL A10x16	1	1	1	1	1	1				
1070	06.01953-3318	BOLT ASS'Y M12x35	2	2	2	2	2	2				

Silverhorn.CO.UK

**Fig.140 ALTERNATOR & DRIVE**

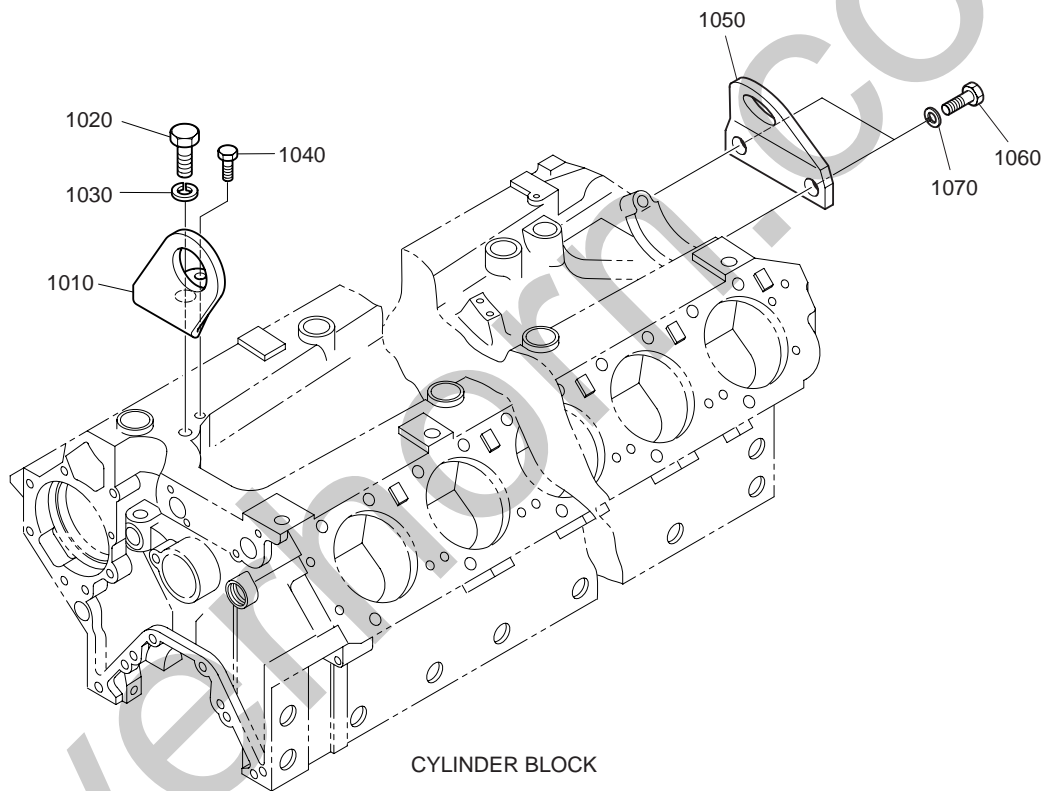


**Fig.140 ALTERNATOR & DRIVE**

Key No.	Part No.	Description	Q'ty						S.C	ICA	Serial No.	Remarks
			P158LE		P180LE		P222LE					
			E A Z O A	E A Z O G	E A S O A	E A S O E	E A Y O A	E A Y O E				
1010	65.19102-0077	BRACKET ; ALTERNATOR MOUNTING	1	1	1	-	1	1				
-	65.19102-0071	BRACKET ; ALTERNATOR MOUNTING	-	-	-	1	-	-				
1030	06.01284-7420	BOLT ; HEX. M14x45	2	2	2	2	2	2				
1040	06.16731-2110	WASHER ; SPRING A14	2	2	2	2	2	2				
1050	65.90001-0002A	BOLT ; HEX. M12x150	1	1	1	1	1	1				
1051	06.15010-2313	WASHER PL1.2	1	1	1	1	1	1				
1060	06.16731-2109	WASHER ; SPRING A12	1	1	1	1	1	1				
1070	06.11063-9216	NUT ; HEX. M12	1	1	1	1	1	1				
1080	65.90441-0056	BOLT ; EYE	1	1	1	1	1	1				
1090	65.91701-0533	SPACER	1	1	1	-	-	-				
-	65.91701-0535	SPACER	-	-	-	1	-	-				
-	65.91701-0188	SPACER	-	-	-	-	1	1				
1100	06.01913-3227	BOLT ; HEX.	1	1	1	-	-	-				
-	06.01913-3228	BOLT ; HEX.	-	-	-	1	-	-				
-	06.01913-3229	BOLT ; HEX.	-	-	-	-	1	1				
1110	65.19107-0005	PIECE ; GUIDE	1	1	1	1	1	1				
1130	06.01913-3221	BOLT ASS'Y M10x50	1	1	1	1	1	1				
1140	06.11063-8215	NUT ; HEX. M10	1	1	1	1	1	1				
1150	06.11063-8216	NUT ; HEX. M12	2	2	2	2	2	2				
1160	65.26101-7153A	ALTERNATOR	1	1	1	1	1	1				
1170	65.96801-0103	V-BELT	1	1	1	1	1	1				



**Fig.150 ENGINE LIFTING HOOK**

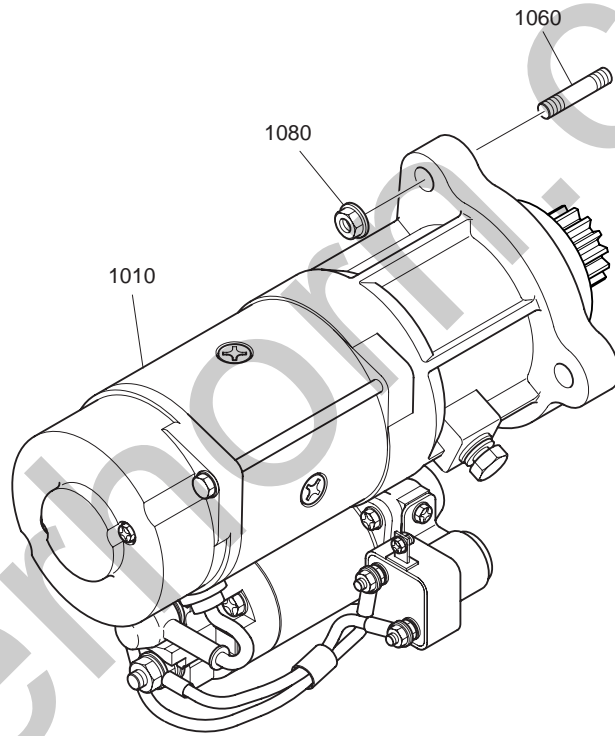


### Fig.150 ENGINE LIFTING HOOK

Key No.	Part No.	Description	Q'ty						S.C	ICA	Serial No.	Remarks
			P158LE		P180LE		P222LE					
			E A Z O A	E A Z O G	E A S O A	E A S O E	E A Y O A	E A Y O E				
1010	65.19202-0033	HOOK ; LIFTING	1	1	1	1	1	1				
1020	06.01283-7719	BOLT ; HEX. M20x40	1	1	1	1	1	1				
1030	06.16731-2113	WASHER ; SPRING A20	1	1	1	1	1	1				
1040	06.01913-3215	BOLT ASS'Y M10x25	1	1	1	1	1	1				
1050	65.19202-0050	HOOK ; LIFTING	1	1	1	1	1	1				
1060	06.01283-7519	BOLT ; HEX. M16x2x40	2	2	2	2	2	2				
1070	06.16731-2111	WASHER ; SPRING A16	2	2	2	2	2	2				

Silverhorn.CO.UK

Fig.260 STARTER



**Fig.260 STARTER**

Key No.	Part No.	Description	Q'ty						S.C	ICA	Serial No.	Remarks
			P158LE		P180LE		P222LE					
			E A Z O A	E A Z O G	E A S O A	E A S O E	E A Y O A	E A Y O E				
1010	65.26201-7074	STARTER	1	1	1	1	1	1				
1060	06.06175-8309	BOLT ; STUD	3	3	3	3	3	3				
1080	65.90535-0005	NUT ; HEX. M12x1.5	3	3	3	3	3	3				

Silverhorn.CO.UK

# INDEX

Silverhorn.CO.UK

Part No.	Fig.No.	Key No.	Part No.	Fig.No.	Key No.	Part No.	Fig.No.	Key No.
04.27199-1004	015	1045	06.01494-4316	012	1050	06.01923-3132	084	1080
04.27199-1018	015	1045		013	1420		085	1060
04.27199-1803	084	1110	06.01494-4407	105	1100		086	1060
04.27405-0722	015	1050	06.01494-4514	056	1060	06.01923-3215	086	2380
04.27405-0725	015	1040	06.01913-3110	051	3180	06.01933-3118	049	1050
	015	1050	06.01913-3112	085	1050		050	1090
04.27405-0728	015	1040		086	1050	06.01953-3318	084	2360
06.01013-9115	040	1080	06.01913-3113	040	1280		085	2340
06.01013-9116	044	1130		041	1160		086	2360
	045	1140	06.01913-3114	045	1300		109	1070
06.01013-9124	041	1020		046	1290	06.02090-0410	046	1130
	084	1085		047	1070	06.02096-0412	031	4160
06.01013-9127	085	2090		047	1280	06.02106-0824	020	4020
	086	2090	06.01913-3115	041	1140	06.06175-8309	260	1060
06.01013-9129	041	1080	06.01913-3116	056	1130	06.06225-0809	056	1250
06.01013-9131	085	2280	06.01913-3121	040	1270	06.06226-0806	087	1080
06.01013-9132	085	2100	06.01913-3122	040	1090	06.08023-0207	030	1100
	086	2100	06.01913-3123	045	1170	06.08092-2404	045	1200
06.01013-9140	084	1095	06.01913-3125	040	1170		051	3110
06.01013-9227	084	2140	06.01913-3126	040	1180	06.08092-2405	051	3080
06.01013-9231	084	2410	06.01913-3128	051	3150	06.11063-8214	040	1230
06.01013-9237	043	1050	06.01913-3215	150	1040		041	1170
06.01014-7225	104	3040	06.01913-3217	050	1200		086	2320
	105	1400	06.01913-3220	051	1260	06.11063-8215	056	1230
06.01014-9117	051	1120	06.01913-3221	140	1130		056	1270
06.01014-9226	044	1060	06.01913-3227	140	1100		081	1330
06.01283-7111	044	1180	06.01913-3228	140	1100		082	1330
	045	1150	06.01913-3229	056	1090		083	1330
	051	3200		140	1100		140	1140
06.01283-7112	086	2290	06.01913-3318	011	3030	06.11063-8216	140	1150
06.01283-7113	044	1040		012	3030	06.11063-9216	140	1070
06.01283-7117	040	1220		013	3030	06.11250-2106	056	1290
	086	2300		051	1030	06.12172-9316	105	1240
06.01283-7118	045	1180	06.01914-3215	056	1190	06.15010-2311	040	1250
06.01283-7231	056	1280	06.01923-3110	014	1180		085	2290
06.01283-7517	056	1291	06.01923-3113	056	1170		086	2310
06.01283-7519	150	1060	06.01923-3115	014	1240	06.15010-2312	043	1070
	150	1020	06.01923-3116	011	2050		084	2150
06.01284-7112	104	2030		012	2050		085	2350
	105	1350		013	2050	06.15010-2313	140	1051
06.01284-7115	044	1210	06.01923-3117	014	1230	06.15010-2316	105	1120
06.01284-7117	044	1200		014	1320	06.15061-0103	104	3050
06.01284-7218	044	1050	06.01923-3118	048	1030		105	1410
	045	1030	06.01923-3119	048	1040	06.16044-0208	011	1422
	056	1220	06.01923-3120	030	2050		012	1880
06.01284-7223	043	1060	06.01923-3122	051	3160		013	1770
06.01284-7420	140	1030	06.01923-3125	030	2040	06.16044-0210	044	1140
06.01494-4316	011	1150	06.01923-3129	084	1090		044	1190

Part No.	Fig.No.	Key No.	Part No.	Fig.No.	Key No.	Part No.	Fig.No.	Key No.
06.16044-0210	044	1220	06.56190-0706	013	1860	06.56342-1208	051	2020
	045	1160		044	1240	06.67020-0102	015	1070
	045	1190		045	1210	06.67020-0106	046	1270
	051	1130		047	1100		047	1260
	086	2390		051	3120	06.67020-0112	085	2210
06.16044-0211	045	1040		104	1080	06.67020-0115	051	1060
06.16044-0213	105	1110		105	1080		084	1150
06.16110-0106	031	4170		105	1160	06.71010-0213	105	1150
06.16731-2107	040	1240		105	1200		105	1290
	041	1030		105	1230	06.78140-2408	047	1190
	041	1100		105	1270	06.78144-2204	104	1070
	085	2300		105	1300		105	1070
06.16731-2108	043	1080		105	1330		105	1190
	044	1070		107	1020		105	1260
	084	2420		107	1060		105	1320
06.16731-2109	140	1060		108	1060		107	1030
06.16731-2110	140	1040	06.56190-0709	051	3090		107	1070
06.16731-2111	056	1292	06.56190-0713	011	1320		108	1070
	150	1070		011	1540	06.78144-2401	107	1150
06.16731-2113	150	1030		011	1590		108	1130
06.22022-1063	011	1250		012	1540	06.78144-2403	046	1140
	012	1560		012	1840	06.78144-2406	011	1580
	013	1550		013	1530		012	1830
06.22022-3061	011	1110		013	1940		013	1920
	012	1110		049	1170	51.01102-6035	011	1030
	013	1110		050	1030	51.01102-6037	012	1020
06.22022-3065	020	1130	06.56190-0726	011	1210	51.01102-6056	013	1020
06.22022-3563	011	1260		012	1500	51.01102-6233	011	1040
	012	1570		013	1490	51.01804-7023	015	1020
	013	1560		044	1270	51.01804-7026	015	1010
06.29010-0120	031	2100		045	1270	51.03901-0338	030	1240
06.29020-0132	051	3040		084	1130	51.04104-0023	031	1090
	056	1340		085	1160	51.06402-0062	051	2010
06.29020-0152	056	1080		085	2150	51.93410-0073	056	1040
06.31641-0615	011	1240		086	1160	51.96501-0295	104	3020
	012	1550		104	1060		105	1380
	013	1540		105	1060	51.96501-0322	104	3010
06.56180-0712	107	1140	06.56190-0728	046	1240		105	1370
	108	1120		047	1180	51.96501-0412	011	1400
06.56180-0716	109	1060		047	1230		012	1730
06.56190-0704	046	1150		049	1140		013	1680
	046	1190		050	1070	65.01101-0451	012	1320
06.56190-0705	013	1950	06.56190-0732	011	1230	65.01101-0462	013	1320
	046	1170		011	1370	65.01101-6835	012	1010
06.56190-0706	011	1300		012	1520	65.01101-6836	013	1010
	011	1470		013	1510	65.01102-6037	012	1310
	012	1620		044	1280	65.01102-6056	013	1300
	012	1962		048	1180	65.01102-6235	013	1310

Part No.	Fig.No.	Key No.	Part No.	Fig.No.	Key No.	Part No.	Fig.No.	Key No.
65.01105-1162	011	1070	65.01905-0032	011	2060	65.03203-0242	030	1060
	011	1120		012	2060	65.03401-0045A	030	2010
	012	1370		013	2060	65.03401-0046A	030	2020
	012	1120	65.02101-6020A	020	1010	65.03401-0051	030	2030
	013	1070	65.02101-7108A	020	1010	65.03905-0015B	030	2090
	013	1120	65.02101-7110	020	1010	65.03905-0034	030	2090
65.01105-6013	011	1100	65.02101-7397A	020	1010	65.04101-0367B	031	1020
	012	1030	65.02101-7539	020	1010	65.04101-0375B	031	1010
	013	1370	65.02115-0066	020	1110	65.04102-0083A	031	1060
65.01105-6014	011	1060	65.02130-0001	020	1090	65.04102-0084A	031	1070
	012	1330	65.02130-0002	020	3060	65.04102-6007	031	1050
	013	1330	65.02201-0047	020	2010	65.04103-0074	031	1080
65.01110-6529	011	1330	65.02201-0048	020	2010	65.04200-6026A	031	2010
	012	1630	65.02201-7032	020	2010	65.04201-6078	031	2020
	013	1580	65.02301-0303D	020	3020	65.04202-5035	031	2080
65.01111-6539	011	1340	65.02301-5014B	020	3010	65.04205-0021	031	2060
	012	1680	65.02310-0073D	020	3030	65.04301-0079	031	3010
	013	1630	65.02401-0012	021	1020	65.04302-0026	031	3020
65.01201-0312	012	1720	65.02401-6019	021	1010	65.04401-0439	031	4030
	013	1670	65.02401-6020	021	1010	65.04401-0440	031	4030
65.01201-0312B	011	1380	65.02405-1008	021	1030	65.04401-0443	031	4030
65.01401-5003	014	1010	65.02410-0100	021	1080	65.04401-6001A	031	4010
65.01402-0033A	014	1211	65.02410-0101	021	1080	65.04401-6002A	031	4010
65.01402-5003C	014	1210	65.02410-0102	021	1080	65.04401-6003A	031	4010
65.01402-5004C	014	1280	65.02410-0103	021	1080	65.04410-0078	011	1170
65.01414-0004A	014	1170	65.02410-0104	021	1080		012	1060
65.01501-5017C	011	2010	65.02410-0105	021	1080		013	1430
	012	2010	65.02410-0200	021	1090	65.04410-0079	011	1160
	013	2010	65.02410-0201	021	1090		012	1070
65.01505-0007	020	1140	65.02410-0202	021	1090		013	1440
65.01510-0141	014	1330	65.02410-0203	021	1090	65.04501-0097	031	4110
65.01510-0153A	011	2020	65.02410-0204	021	1090	65.04902-0027	031	1100
	012	2020	65.02410-0205	021	1090	65.05100-6043A	041	1010
	013	2020	65.02411-0008	021	1070	65.05100-6188	040	1010
65.01601-2016	012	1890	65.02501-0702	021	2010	65.05102-0053	040	1020
	013	1780	65.02501-0704	021	2010	65.05103-0110	040	1070
65.01601-2016A	011	1423	65.02502-0081	021	2020	65.05104-0005	040	1030
65.01601-5065	011	1420	65.02503-0108	021	2050	65.05104-0006	040	1040
	012	1860	65.02503-0672	021	2040	65.05201-0063	040	1050
	013	1750	65.02503-0678	021	2060	65.05401-5014	040	1120
65.01803-0007	011	1430	65.02503-0701	021	2060	65.05401-5024	041	1040
	012	1760	65.02601-0053	020	4010	65.05501-7054	043	1020
	013	1720	65.02601-0069	020	4010	65.05510-5020A	043	1030
65.01810-0001	030	2070	65.02601-0218	020	4010	65.05601-7135	044	1100
65.01810-5006	030	2060	65.03101-1047	030	1030		045	1070
65.01903-0216	014	1310	65.03101-6067	030	1010	65.05604-0012	044	1020
65.01903A0200	014	1110	65.03201-1040	030	1050	65.05604-0018	044	1010
65.01903A0201	014	1120	65.03203-0184	030	1070	65.05604-0023	045	1010



Part No.	Fig.No.	Key No.	Part No.	Fig.No.	Key No.	Part No.	Fig.No.	Key No.
65.05605-0025A	044	1110	65.06301-0158	051	1010	65.08120-5029A	082	1340
65.05605-0035A	045	1090	65.06301-0163	051	1010		083	1340
65.05701-0007	012	1480	65.06301-0368	051	1090	65.08120-5030A	083	1350
	013	1470	65.06301-0678	051	1010	65.08120-5033A	081	1340
65.05701-0141	011	1270	65.06312-0008	051	1240	65.08120-5034A	081	1350
65.05701-5175	046	1220	65.06500-6148	051	3010	65.08120-5043A	082	1350
65.05701-5206	046	1210	65.06501-0082	051	3020	65.08201-5012	084	1040
65.05701-5207	046	1200	65.06503-0112	051	3170	65.08201-5033	085	1010
65.05701-5208	046	1070	65.06503-0168	051	3170	65.08201-5248	084	1010
65.05701-5216	047	1160	65.06504-0014	051	3050	65.08201-5363C	086	1010
	047	1210	65.06506-6001	051	3030	65.08202-0045	084	1100
65.05701-5269	040	1200	65.06512-0017	051	3100	65.08202-0097	086	1090
65.05701-5286A	046	1060	65.06520-6007	051	3060	65.08202-0102	085	1090
65.05701-5355	104	1040	65.06601-5048	056	1160	65.08203-0008	085	1030
65.05701-5357	105	1040	65.06602-0035	056	1030		086	1030
65.05701-5360	105	1040	65.06602-6005	056	1010	65.08901-0023B	081	1210
65.05701-5412	047	1200	65.06602-6006	056	1010		082	1180
65.05701-5431	047	1150	65.06603-0004	056	1050		083	1180
65.05701-5582	041	1110	65.06606-0067	056	1020	65.08901-0033	087	1030
65.05701-5804	041	1120	65.06606-0068	056	1020	65.08901-0034	087	1030
65.05701-5815	041	1110	65.06611-5005A	056	1110	65.08901-0040	081	1210
65.05701-5816	041	1120	65.06901A0069	051	2030		082	1180
65.05701-6048	040	1190	65.06901A0074	051	3140		083	1180
65.05701-6081	047	1020	65.06903B0010	051	1020	65.08901-0060	081	1220
65.05701-6108	047	1010	65.08100-6064	083	1010		082	1040
65.05740-0018	040	1210	65.08100-6065	082	1010		082	1110
65.05740-0093	041	1150	65.08100-6066	083	1080		083	1040
65.05801-5125	050	1010	65.08100-6067	082	1080		083	1110
65.05801-5210	048	1010	65.08100-6077	081	1020	65.08901-0063	087	1070
65.05801-5214	049	1010	65.08100-6078	081	1010	65.08902A0057	084	2400
65.05805-5162	048	1080	65.08101-0132	082	1020	65.08902A0082	085	1040
	049	1100	65.08101-0135	083	1090		085	2040
	050	1150	65.08101-0136	082	1100		086	1040
65.05806-6081	048	1070		083	1100		086	2040
65.05806-6085	049	1090	65.08101-0137	083	1020	65.08902C0078	084	1070
	050	1130	65.08101-0138	082	1030		085	1020
65.05901-0014	044	1030		083	1030		086	1020
	045	1020	65.08101-0150	081	1060	65.09100-7048	087	1010
65.05901A0019	050	1190	65.08101-0151	081	1080	65.09100-7049	087	1020
65.05901A0080	043	1040	65.08101-0152	081	1140	65.09100-7051	087	1020
65.05902A0038	044	1170	65.08101-0153	081	1015	65.09100-7053	087	1020
65.05902A0041	045	1130	65.08101-0154	081	1040	65.09411-0043	084	2280
65.05903-0030	045	1290	65.08101-0489	082	1160	65.09411-0044	084	2290
65.05903A0006	041	1060		083	1160	65.09411-0059	085	2190
65.05903A0015	040	1110	65.08101-0490	082	1090	65.09411-0060	085	2180
65.05904-0105B	050	1080	65.08101-0491	082	1150	65.09411-0064	085	2170
65.05904A0092	048	1020		083	1150	65.09411-0069	084	2330
65.05904A0093	049	1040	65.08120-0038	051	3190		085	2310

Part No.	Fig.No.	Key No.	Part No.	Fig.No.	Key No.	Part No.	Fig.No.	Key No.
65.09411-0069	086	2330	65.12340-0001	105	1090	65.90030-0001	044	1080
65.09411-0070	084	2340	65.12501-7018	105	1210		045	1050
	085	2320	65.12501-7019	104	1090	65.90030-0015	020	2030
	086	2340	65.12501-7023	109	1010	65.90030-0024	031	4140
65.09411-0071	084	2170	65.12503-5016	109	1041	65.90100-7050	087	1010
65.09411-0072	084	2160	65.12504-5013A	109	1020	65.90100-7052	087	1010
65.09411-5025	086	2180	65.12505-5001	107	1125	65.90201-0073	087	1040
65.09411-5027	086	2190		108	1105	65.90201-0076	087	1040
65.09411-5029	084	2030	65.19102-0071	140	1010	65.90201-0143	087	1080
65.09411-5045	085	2030	65.19102-0077	140	1010	65.90201-0176	081	1310
	086	2030	65.19107-0005	140	1110		082	1310
65.09901-0012	087	1070	65.19202-0033	150	1010		083	1310
65.09901-0018	087	1030	65.19202-0050	150	1050	65.90302-0026	051	3130
65.09905-0004	084	2350	65.26101-7153A	140	1160	65.90310-0131	011	1310
	085	2330	65.26201-7074	260	1010		011	1530
	086	2350	65.27103-7007	014	1340		012	1530
65.10101-7051	100	1010	65.27405-5005	051	1270		013	1520
65.10101-7053	100	1010	65.41530-5080	011	3010		049	1180
65.10102-6047	100	1020		012	3010		050	1020
65.10102-6070	100	1020		013	3010	65.90310-0133	014	1190
65.10108-0006	100	1030	65.54901-0022	014	1220		044	1250
65.10301-6053A	101	1010	65.90001-0002A	140	1050		045	1240
65.10301-6054A	101	1020	65.90001-0129	011	1421		084	1140
65.10301-6055A	102	1010		012	1870	65.90310-0134	011	1220
65.10301-6056A	102	1020		013	1760		011	1360
65.10301-6057A	103	1010	65.90001-0146A	031	2110		012	1510
65.10301-6058A	103	1020		104	3030		013	1500
65.11101-7301	104	1010		105	1390		044	1260
65.11101-7302	105	1010	65.90001-0156	081	1130	65.90310-0135	011	1290
65.11101-7303	105	1010		082	1190		012	1610
65.11121-0002A	031	4130		083	1190		013	1930
65.11220-7008	104	1030	65.90001-0157	081	1100		044	1230
	105	1030		082	1070	65.90310-0139	050	1210
65.11300-6001B	031	4100		082	1140	65.90310-0143	109	1050
65.11301-0018A	031	4150		083	1070	65.90310-0149	011	1200
65.11301-0115A	104	2010		083	1140		012	1490
	105	1340	65.90020-0054C	014	1150		013	1480
65.11501-7006	104	1020	65.90020-0062B	020	2030	65.90441-0056	140	1080
	105	1020	65.90020-0065	014	1100	65.90501-0049	031	2070
65.12301-0001	105	1130	65.90020-0127	020	3050	65.90535-0001	087	1050
65.12301-0002	105	1280	65.90020-0183B	014	1140	65.90535-0005	260	1080
65.12301-0003	105	1280	65.90020-0223	014	1130	65.90701-0054	081	1110
65.12301-0004	105	1170	65.90020-0268	030	1210		082	1050
65.12301-0005A	105	1170	65.90020-0269	030	1220		082	1120
65.12301-5142	107	1180	65.90020-0270	030	1230		083	1050
65.12301-5143	108	1160	65.90020-0293	012	1040		083	1120
65.12301-5144	108	1160		013	1410	65.90701-0091	044	1090
65.12301-5831B	105	1250	65.90020-0293A	011	1145		045	1060

Part No.	Fig.No.	Key No.	Part No.	Fig.No.	Key No.	Part No.	Fig.No.	Key No.
65.90701-0103	031	1030	65.91701-0541	082	1200	65.96601-0055	040	1260
65.90701-0104	031	1040	65.92911-5002A	030	2080		041	1130
65.90701-0136B	031	2090	65.93410-0024	051	3070	65.96601-0221A	045	1080
65.90710-0001A	104	2040	65.93410-0027	056	1300	65.96601-0221B	044	1120
	105	1360	65.95820-0027	056	1350	65.96601A0237	011	1424
65.90710-0230	047	1220	65.95840-0029	056	1180		012	1900
65.90710-0253	056	1070	65.95840-0076	056	1260		013	1790
65.90720-0024	104	2040	65.95840-0078	056	1210	65.96801-0061	056	1360
	105	1360	65.95840-0079	056	1240	65.96801-0103	140	1170
65.90720-0109	014	1090	65.96301-0267	085	2200	65.96801-0161	056	1360
65.90801-0013	081	1120	65.96301-0270	051	1050	65.97401-0003	085	2230
	082	1060		084	2260	65.97401-0071	084	2190
	082	1130		084	2300	65.97401-0110A	047	1130
	083	1060		085	2220	65.97401-0166	085	2250
	083	1130		086	2200		086	2250
65.90810-0011	021	2030	65.96301-0272	085	1100	65.97440-0003	084	2270
65.90810-0022A	021	2030	65.96301-0313	086	1100		086	2230
65.91301-0071	011	1090	65.96301-0315	086	2210	65.97440-0006	015	1060
	012	1090	65.96301-0323	015	1040	65.97440-0081	085	1110
	013	1090	65.96301-0324	015	1050	65.97440-0092	086	1110
65.91303-0005	020	3040	65.96301-0382	046	1250	65.97440-0094	086	2220
65.91601-0006	045	1280		047	1250	65.97440-0097	084	2310
65.91605-0013	011	1140	65.96340-5016	107	1040	65.97460-0001	107	1220
	012	1580	65.96340-5017	107	1050		108	1200
	013	1570	65.96340-5019	108	1050	65.97480-0046	086	2370
65.91606-0037	011	1190	65.96340-5021	108	1050	65.97480-0369	086	2270
	012	1470	65.96340-5029	108	1040	65.97480-0422	041	1180
	013	1460	65.96340-5030	108	1040	65.98101-0027	107	1120
	030	1080	65.96341-0094	108	1110		108	1100
65.91606-0039	011	1180	65.96341-0109	107	1130	65.98103-0001	011	1570
	012	1460	65.96401-0007	014	1160		012	1820
	013	1450	65.96501-0032B	015	1030		013	1910
65.91606-0041	030	1090	65.96501-0059	011	1390	65.98103-0020A	047	1090
65.91606-0042	014	1250		012	1750	65.98103-6001	105	1140
65.91701-0031	084	1097		013	1700		105	1180
65.91701-0086	047	1120	65.96501-0078	011	1410	65.98103-6002	105	1310
65.91701-0122	083	1200		012	1740	65.98112-0031	050	1180
65.91701-0188	140	1090		013	1690	65.98125-5010	048	1160
65.91701-0205	085	2260	65.96501-0348	107	1190		049	1120
65.91701-0274	011	1350		108	1170		050	1160
	012	1710	65.96507-0040A	014	1200	65.98125-5011	048	1150
	013	1660	65.96507-0043	107	1110	65.98125-5012	049	1110
65.91701-0533	081	1320		108	1090		050	1040
	082	1320	65.96601-0045A	046	1280	65.98130-0006	048	1170
	083	1320		047	1270	65.98130-0009	049	1130
	140	1090	65.96601-0046A	046	1120		050	1170
65.91701-0535	140	1090		047	1060	65.98130-0068	046	1230
65.91701-0541	081	1190	65.96601-0054	051	1250	65.98130-0079	046	1160

Part No.	Fig.No.	Key No.	Part No.	Fig.No.	Key No.	Part No.	Fig.No.	Key No.
65.98130-0087	107	1010						
65.98130-0100	011	1560						
	012	1810						
	013	1900						
65.98130-0151	104	1050						
	105	1050						
65.98130-0195	047	1170						
65.98130-0202	107	1100						
	108	1080						
65.98131-0012	084	1120						
	085	1150						
	085	2160						
65.98131-0072	086	1150						
65.98131-5003	046	1080						
65.98150-0031	046	1180						
65.98150-0042	108	1130						
65.98150-0044A	047	1110						
65.98150-0051	011	1440						
	012	1960						
	013	1850						
65.98150-0057	107	1210						
	108	1190						
65.98150-0064	105	1220						
65.98150-0080	107	1200						
	108	1180						
65.98150-0085A	047	1240						
65.98701-0005	081	1035						
	082	1170						
	083	1170						
65.98701-0006	100	1050						
65.98701-0065	100	1040						
66.27435-6008	051	1280						
67.08308-0024	015	1080						
67.98131-0074	011	1600						
	012	1850						
	013	1960						